





October 18 Freight Initiatives Committee Agenda






- Roll Call of Members
- Approval of Minutes
- Update on NJTPA Freight Division Activities
- Presentations:
 - Air Cargo Industry Update
 - UPS Initiatives in the NJTPA Region
- Two-minute Reports on Freight Activities from Committee Members
- Next Meeting: December 13, 2021
- Adjournment



View Who's Talking   1  

Please use the Chat box to ask questions during the presentations and if requesting credits, please post your name, followed with either AICP or PE with your PE license number

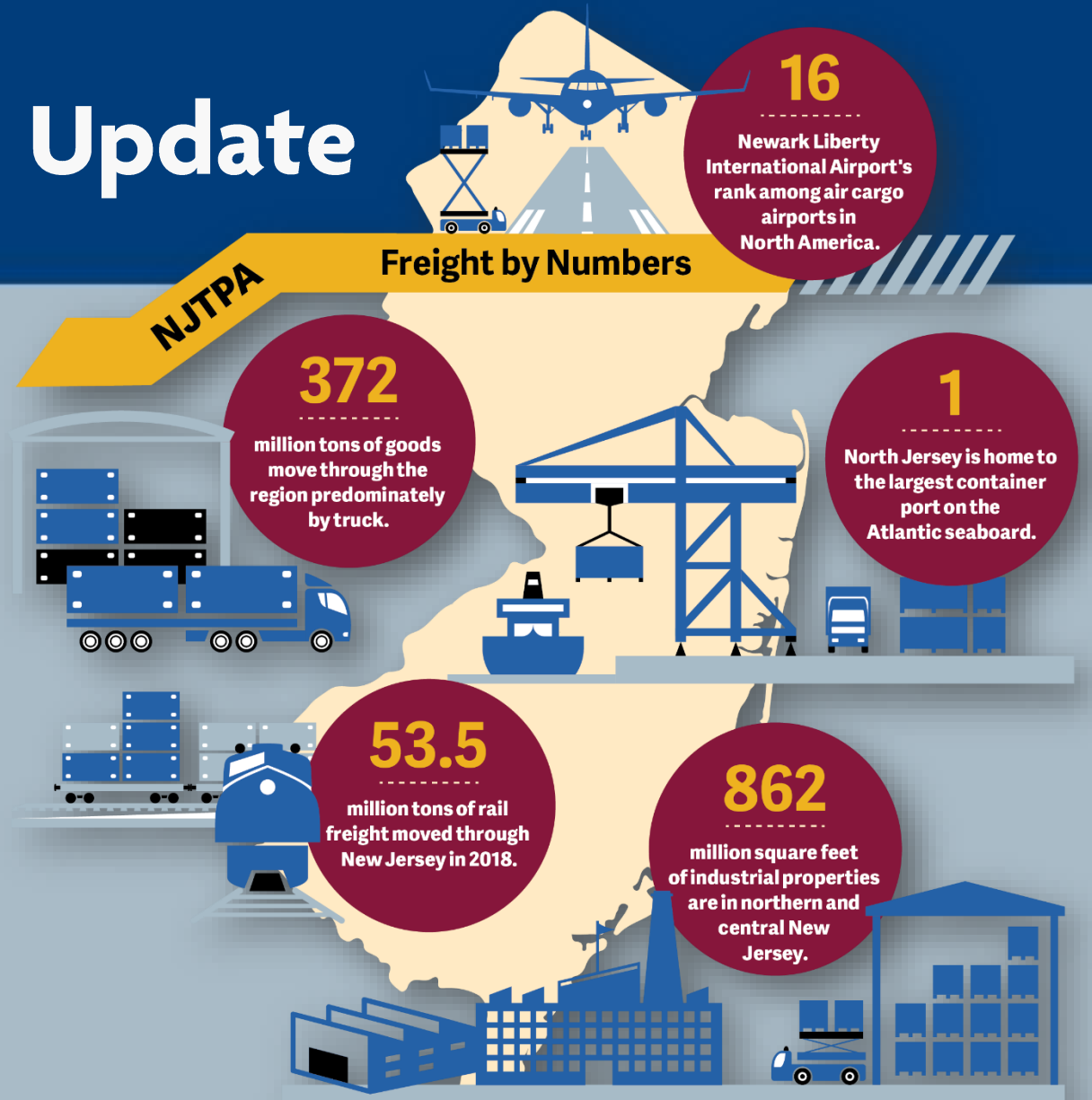
Please mute yourself when not speaking.

You are muted.   Mic  Camera  Screen  Leave

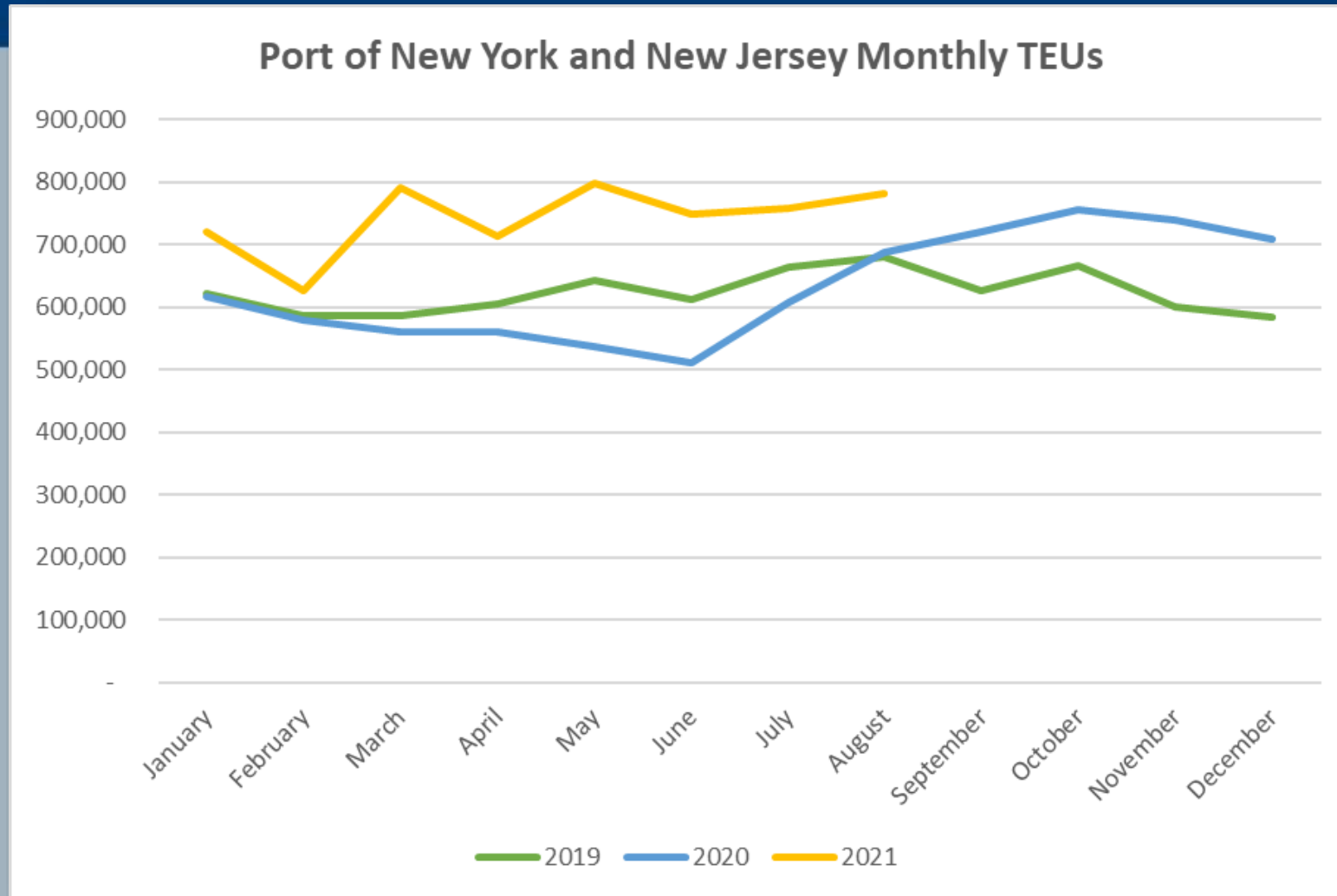
NJTPA Freight Division Update

3Q21 Industrial Market Update:

- Seven buildings totaling 1.7 million SF were completed.
- Over 13 million new SF currently under construction.
- Leasing dominated by 3PLs and consumer goods companies.
- 156 new bldgs since end of 2016.

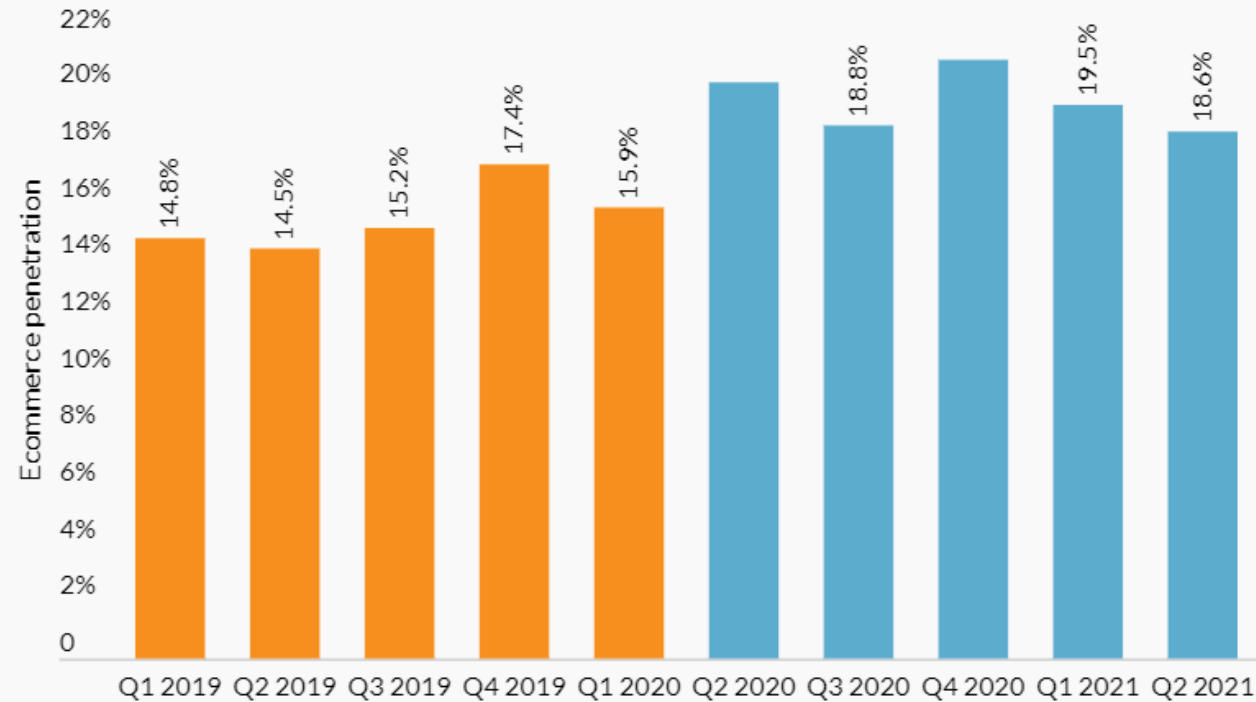


Container Activity at all-time highs



Ecommerce Market Share Stays Strong

Ecommerce's share of total retail sales by quarter, 2019-Q2 2021



Source: Digital Commerce 360 analysis of U.S. Department of Commerce data; August 2021

*Total retail figures exclude sales of items not normally purchased online such as spending at restaurants, bars, automobile dealers, gas stations and fuel dealers

BOPIS is here to stay



Delivery includes first- and third-party providers (e.g. Amazon Fresh, Albertsons, FreshDirect, Instacart, Shipt)
Pickup includes in-store, curbside, lockers, and drive up
Ship-to-Home includes common (e.g. FedEx, UPS, USPS) and other parcel couriers

Sources: Brick Meets Click/Mercatus Grocery Shopping Survey, Sept 2021; Brick Meets Click Grocery Survey Aug, Jul, Jun, May, Apr, Mar, Feb, Jan 2021; Nov, Aug, Jun, May, Apr, Mar 2020; and Aug 2019

September 14 Industrial Real Estate Trends and Conditions Workshop

- Accelerated demand for space.
- Truck and worker levels vary by type of facility.
- Tools and guidance available.
- See the presentations and read the summary at <https://map-forum-njtpa.hub.arcgis.com/pages/freight>



NJTPA Freight Division Update

- FY 2021 Freight Concept Development Program Virtual Public Meetings
 - Bound Brook on 9/13
 - Roxbury on 9/21

For more information:

<https://njtpa.org/2021FCDP.aspx>



October Freight Initiatives Committee Presentations and Discussion

- **The State of the Air Cargo Industry,** Brandon Fried, Executive Director, Airforwarders Association
- **UPS' Initiatives in the NJTPA Region,** Christopher Lutick, Director - State Government Affairs, UPS



View Who's Talking

1

Please use the Chat box to ask questions during the presentations and if requesting credits, please post your name, followed with either AICP or PE with your PE license number

Please mute yourself when not speaking.

You are muted.

Mic Camera Screen Leave

A screenshot of a Zoom meeting interface. At the top, there's a header bar with "View Who's Talking" and a dropdown arrow, a user icon with a "1", a chat icon, and a settings gear. The main area has a dark background with white text instructions. A red arrow points from the chat icon to the top instruction. Another red arrow points from the microphone icon to the bottom instruction. At the bottom, there's a toolbar with icons for "Mic", "Camera", "Screen", and "Leave". A small white box on the left of the toolbar says "You are muted."



The Current State of the Air Cargo Industry

NJTPA Virtual Freight Initiatives
Committee Meeting

Brandon Fried
The Airforwarders Association
October 18, 2021

An aerial photograph of a large body of water, likely a port or a busy shipping lane. Numerous large container ships are visible, scattered across the frame. The ships are mostly red and white, with some blue and yellow accents. They are all oriented in the same direction, suggesting they are waiting to enter or leave a port. The water is a deep blue, and the sky is a lighter blue. The overall scene conveys a sense of congestion and delay.

Delays at the Ocean Ports

Why?





Worker shortage



Insufficient Port Infrastructure



Truck Chassis Shortage



**Truck Drivers
Needed**

Other Sea Challenges



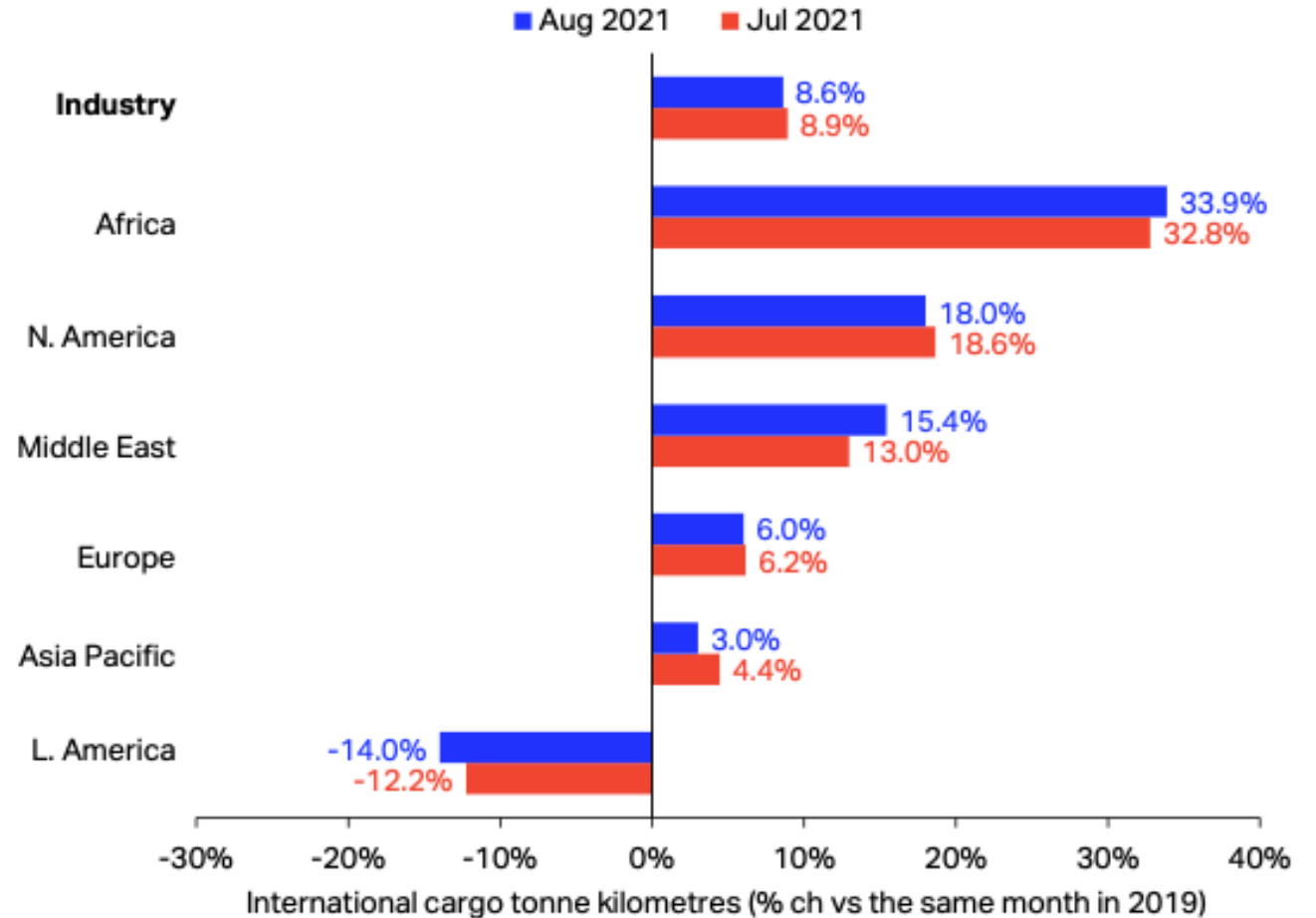
Online Ordering of Goods





**Air Cargo to the
Rescue!**

Growth versus the same month in 2019 (airline region of registration)



Sources: IATA Economics, IATA Monthly Statistics



The Capacity Challenge



**Passenger
"Pfreighters"!**

Passenger Freighters by the Numbers

Passenger-Freighter Rankings (number of flights)

- 1) Emirates — 27,800
- 2) Qatar Airways — 20,000*
- 3) Cathay Pacific — 13,136
- 4) United Airlines — 11,200
- 5) Air France KLM — 10,500
- 6) All Nippon Airways — 9,000
- 7) American Airlines — 7,962
- 8) Korean Air — 6,500
- 9) Air Canada — 6,000-plus
- 10) Delta Air Lines — 2,500
- 11) Lufthansa Group — 2,000 (including SWISS, Austrian Airlines)

* Assumption based on aggressive use of aircraft with seats removed, early figures of 800 charter flights with passenger aircraft during the first two months of the crisis, and statistics provided by the airline.



**Challenges
Ahead**

Detention & Demurrage Costs





Airport Freight Congestion



Cybersecurity



Environmental Sustainability

Undeclared Dangerous Goods!



Protest over Amazon air cargo facility at Newark airport

MELISSA ROSE COOPER, CORRESPONDENT | OCTOBER 6, 2021 | [ENERGY & ENVIRONMENT](#)

Protestors say they fear the project will lead to dirtier air, more health issues in neighboring communities



Follow us!

- The Airforwards Association
- bfried@airforwards.org
- 202-577-9536

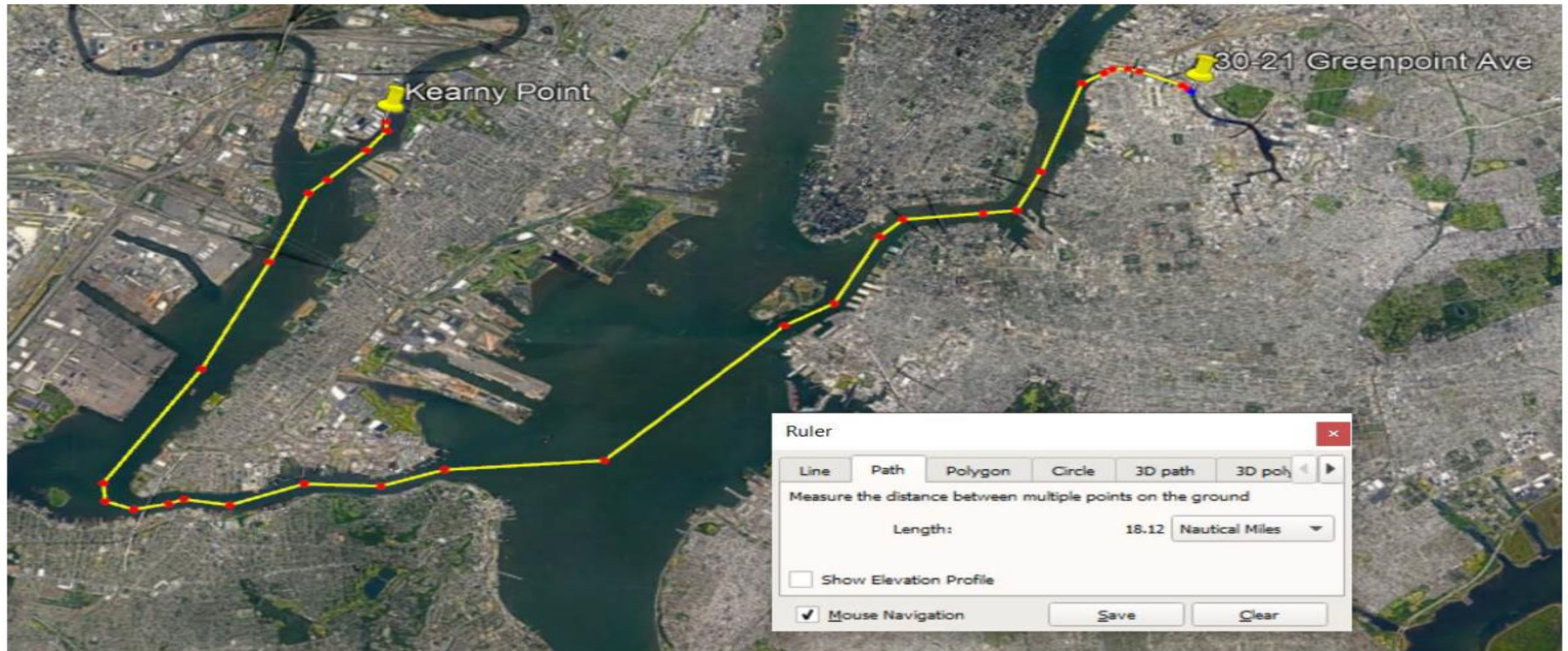


@AfAExecdirector

Marine Highway



Potential Routes



Loading Concept







Proper Equipment



October Freight Initiatives Committee Presentation Q&A






- **The State of the Air Cargo Industry**, Brandon Fried, Executive Director, Airforwarders Association
- **UPS' Initiatives in the NJTPA Region**, Christopher Lutick, Director - State Government Affairs, UPS





View Who's Talking   1  

Please use the Chat box to ask questions during the presentations and if requesting credits, please post your name, followed with either AICP or PE with your PE license number

Please mute yourself when not speaking.

You are muted.   Mic  Camera  Screen  Leave



October Freight Initiatives Committee Agenda

- Roll Call of Members
- Approval of Minutes
- Update on NJTPA Freight Division Activities
- Presentations
- Two-Minute Reports on Freight Activities from Committee Members
- Next Virtual Meeting: December 13, 2021 – Annual Industrial Real Estate Update
- Adjournment

Thank you. Stay healthy and safe.

A screenshot of a Zoom meeting interface. At the top, there's a header bar with "View Who's Talking" and icons for participants (1), chat, and settings. The main area has a dark background with white text. A red arrow points to the chat icon in the top right. The text says: "Please use the Chat box to ask questions during the presentations and if requesting credits, please post your name, followed with either AICP or PE with your PE license number". Below this, another red arrow points down to the mute button in the bottom toolbar. The text says: "Please mute yourself when not speaking." The bottom toolbar includes buttons for "You are muted.", "Mic", "Camera", "Screen", and "Leave".

View Who's Talking

Please use the Chat box to ask questions during the presentations and if requesting credits, please post your name, followed with either AICP or PE with your PE license number

Please mute yourself when not speaking.

You are muted. Mic Camera Screen Leave