

National Performance Measures and Requirements

USDOT has established performance measures and target setting/reporting requirements for State DOTs, transit providers, and MPOs to use as required by the Moving Ahead for Progress in the 21st Century Act (MAP-21), the Fixing America's Surface Transportation (FAST) Act, and the Infrastructure Investment and Jobs Act (IIJA). The measures are associated with a range of federal-aid programs administered by FHWA and FTA:

- ① Highway Safety Improvement Program (HSIP)
- ② National Highway Performance Program (NHPP)
- ③ National Highway Freight Program (NHFP)
- ④ Congestion Mitigation and Air Quality Improvement Program (CMAQ)
- ⑤ Transit Asset Management (Section 5326)
- ⑥ Transit Safety & Oversight (Section 5329)

The measures support national transportation goals:

- Safety
- Infrastructure Condition
- Congestion Reduction
- System Reliability
- Freight Movement and Economic Vitality
- Environmental Sustainability
- Reduced Project Delivery Delays

This draft summary was prepared by NJTPA staff based on published federal rules. The summary focuses on requirements of the NJTPA and its partner agencies. Specifics regarding interpretation of the rules or on requirements that are not fully defined should be clarified with USDOT to assure accuracy.

Timeline → DETAIL ON REVERSE

- Annual - NJDOT: roadway safety targets (in HSP/HSIP), HPMS/NBI reporting; NJ TRANSIT/PATH: transit asset targets (in TAM Plan); NJTRANSIT: transit safety targets (in PTASP); NJTPA: roadway safety target support
- Jul. 25, 2022 - NJDOT: TAMP update
- Oct. 1, 2022 - NJDOT: Full Performance Period Progress Report on first performance period (2018-2021), Baseline Performance Period Report on second performance period (2022-2025) with 2- and 4-year targets for NHS assets, NHS performance, freight, and CMAQ; NJTPA: CMAQ Performance Plan
- Oct. 1, 2024 - NJDOT: Mid Performance Period Progress Report on second performance period (option to modify 4-year targets)

Reporting to FHWA and/or FTA

- (by State DOT, Transit Provider(s), and/or MPO through State DOT)
- Segment data
 - Baseline system performance
 - Targets (1-yr for roadway/transit safety & transit assets: 2- and 4-yr for others)
 - Progress toward targets
 - How plan and program will achieve targets
 - Extenuating circumstances
 - Actions State will undertake to achieve targets
 - Related MPO activities (Certification Review)



Coordination

- State DOT / MPO / transit provider(s)
- States and MPOs in Urbanized Areas with population >200K and NHS facilities (see below)
- Written procedures on data, reporting
- Policy, targets
- Planning with aim to achieve targets
- Communication to officials and public

NJTPA Urbanized Areas (that contain NHS facilities)

- >1 million population
 - New York-Newark (NY-NJ)
 - NJDOT, NYSDOT, NYMTC, DVRPC
 - Philadelphia (NJ-PA-MD-DE)
 - NJDOT, PennDOT, MDOT, DelDOT, DVRPC, SJTPO, WILMAPCO, LCTCC

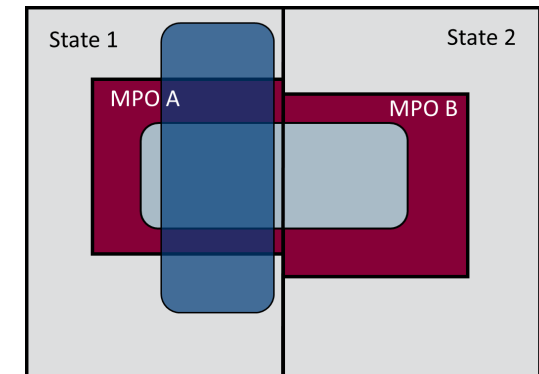
- >200,000 population
 - Allentown (PA-NJ)
 - NJDOT, PennDOT, DVRPC, LVPC, NEPA, RATS

National Performance Management Measures

Funding Program	Performance Area	Measure	Metric	Coverage				Geography			Targets				
				Interstate	non-Interstate	NHS	All Public Roads	System-wide	CMAQ Projects in AQ Areas*	State	MPO	Urbanized Area**	Annual	2-year	4-year
① HSIP	Roadway Safety	5-yr rolling average	# of Fatalities (F)				●			●	●		●		
		5-yr rolling average	rate (per 100 MVMT) of F				●			●	●		●		
		5-yr rolling average	# of Serious Injuries (SI)				●			●	●		●		
		5-yr rolling average	rate (per 100 MVMT) of SI				●			●	●		●		
		5-yr rolling average	# of Non-motorized F+SI				●			●	●		●		
② NHPP	NHS Infrastructure Mgmt	% pavement lane-miles	pavement in good condition	●	●					●	●		●	●	
		% pavement lane-miles	pavement in poor condition	●	●					●	●		●	●	
		% bridge deck area	bridge in good condition			●				●	●		●	●	
		% bridge deck area	bridge in poor condition			●				●	●		●	●	
	NHS Performance	% person-miles-traveled (PMT)	with reliable travel times (LOTTR)	●	●					●	●		●	●	
③ NHFP	Freight	Index	truck travel time reliability (TTTR)	●						●	●		●	●	
④ CMAQ	Congestion	Annual hours per capita	peak hour excessive delay (PHED)			●					●		●	●	
		%	non-SOV travel					●			●		●	●	
	Emissions	Total emissions reduction	air pollutant emissions						●	●	●		●	●	
⑤ §5326	Transit Asset Mgmt	4 measures	(see list on reverse)						●				●		
⑥ §5329	Transit Safety	7 measures	(see list on reverse)						●				●		

*"AQ Areas" are nonattainment or maintenance areas for ozone, carbon monoxide or particulate matter



**Urbanized Areas > 200,000 population that overlap AQ Areas




















- State
- MPO
- Urbanized Area with Population > 200,000
- Nonattainment and Maintenance Area

This draft timeline was prepared by NJTPA staff based on published federal rules. The summary focuses on requirements of the NJTPA and its partner agencies. Specifics regarding interpretation of the rules or on requirements that are not fully defined should be clarified with USDOT to assure accuracy.

ESTIMATED TIMELINE FOR MAP-21/FAST ACT/IIJA PERFORMANCE-BASED PLANNING

Symbols
 Rule/Plan
 Target

Colors
 NJDOT/NJDHTS/NJT/PATH
 NJTPA

	CALENDAR YEAR 2021												CALENDAR YEAR 2022												CALENDAR YEAR 2023												CALENDAR YEAR 2024												CALENDAR YEAR 2025																																																																																																																							
	Jan	Feb	Mar	Apr	May	Jun	Jul	Aug	Sep	Oct	Nov	Dec	Jan	Feb	Mar	Apr	May	Jun	Jul	Aug	Sep	Oct	Nov	Dec	Jan	Feb	Mar	Apr	May	Jun	Jul	Aug	Sep	Oct	Nov	Dec	Jan	Feb	Mar	Apr	May	Jun	Jul	Aug	Sep	Oct	Nov	Dec	Jan	Feb	Mar	Apr	May	Jun	Jul	Aug	Sep	Oct	Nov	Dec																																																																																																												
Performance Periods & Target End Dates	First Performance Period: 1/1/2018-12/31/2021												Second Performance Period: 1/1/2022-12/31/2025																																																																																																																																																											
Roadway Safety (annual targets, with 5-year rolling averages)																																																																																																																																																																								
NHS Infrastructure Mgmt, NHS Perf, CMAQ, Freight																																																																																																																																																																								
CMAQ Emissions (FFY=Federal Fiscal Year)																																																																																																																																																																								
Transit Asset Mgmt (NJ TRANSIT, PATH)													6/30 - NJT												12/31 - PATH												6/30 - NJT												12/31 - PATH												6/30 - NJT												12/31 - PATH												6/30 - NJT												12/31 - PATH																																																																							
Transit Safety (NJ TRANSIT)													12/31												12/31												12/31												12/31												12/31												12/31												12/31												12/31																																																																							
Target Due Dates																																																																																																																																																																								
Roadway Safety (NJDOT)	2/27 ¹												7/1												8/31												2/27 ¹												7/1												8/31												2/27 ¹												7/1												8/31												2/27 ¹												7/1												8/31																																			
NHS Infrastructure Mgmt, System Perf, CMAQ, Freight (NJDOT)	3/30 ¹												10/1 ²												10/1 ²												3/30 ¹												10/1 ²												10/1 ²												3/30 ¹												10/1 ²												10/1 ²												3/30 ¹												10/1 ²												10/1 ²																																			
Transit Asset Mgmt (NJ TRANSIT, PATH)													4/30 - PATH												10/31 - NJT												4/30 - PATH												10/31 - NJT												4/30 - PATH												10/31 - NJT												4/30 - PATH												10/31 - NJT												4/30 - PATH												10/31 - NJT																																															
Transit Safety (NJ TRANSIT)													7/20												7/20												7/20												7/20												7/20												7/20												7/20												7/20												7/20												7/20																																															
Data																																																																																																																																																																								
Updates to PHED methods: hourly volumes; car/truck/bus split													8/2												8/2												8/2												8/2												8/2												8/2												8/2												8/2												8/2																																																											
Updates to travel time data source (if other than NPMRDS)													10/1												10/1												10/1												10/1												10/1												10/1												10/1												10/1												10/1																																																											
NJDOT Report: Baseline, Mid-Period; Full-Period													Full Performance Period Report (through 2021) Baseline Report; 2-yr targets (2023); 4-yr targets (2025)												10/1												2-yr conditions (2022-2023); 2023 target achievement 2025 targets adjusted (optional)												10/1												10/1												10/1												10/1												10/1																																																																							
NJDOT CMAQ project tracking system data for previous FY	3/1												3/1												3/1												3/1												3/1												3/1												3/1												3/1												3/1												3/1																																																											
NJDOT submit data to HPMS/NBI	NBI Int 3/15/15 Non-Int Pymt 5/15												NBI Int 3/15/15 Non-Int Pymt 5/15												NBI Int 3/15/15 Non-Int Pymt 5/15												NBI Int 3/15/15 Non-Int Pymt 5/15												NBI Int 3/15/15 Non-Int Pymt 5/15												NBI Int 3/15/15 Non-Int Pymt 5/15												NBI Int 3/15/15 Non-Int Pymt 5/15												NBI Int 3/15/15 Non-Int Pymt 5/15																																																																																			
Transit agencies submit data to NTD (NJ TRANSIT, PATH)	4/30 - PATH												10/31 - NJT												4/30 - PATH												10/31 - NJT												4/30 - PATH												10/31 - NJT												4/30 - PATH												10/31 - NJT												4/30 - PATH												10/31 - NJT																																																											
Plans																																																																																																																																																																								
NJ Highway Safety Plan (HSP) for NHTSA (NJDOT)	7/1												7/1												7/1												7/1												7/1												7/1												7/1												7/1												7/1																																																																							
Transportation Asset Management Plan (TAMP) (NJDOT)													7/25												7/25												7/25												7/25												7/25												7/25												7/25																																																																																			
NJTPA CMAQ Performance Plan													10/1												10/1												10/1												10/1												10/1												10/1												10/1																																																																																			
Transit Asset Management (TAM) Plan (NJ TRANSIT, PATH)													10/1												10/1												10/1												10/1												10/1												10/1												10/1																																																																																			
TAMP Consistency Determination (FHWA)	7/1-31												7/1-31												7/1-31												7/1-31												7/1-31												7/1-31												7/1-31												7/1-31																																																																																			
Public Transportation Agency Safety Plan (NJ TRANSIT)	7/20												7/20												7/20												7/20												7/20												7/20												7/20																																																																																															
Reports																																																																																																																																																																								
Statewide HSIP Report (NJDOT)													8/31												8/31												8/31												8/31												8/31												8/31												8/31																																																																																			
NJTPA TIP Impact on Achieving Targets Report													9/13												9/13												9/13												9/13												9/13												9/13																																																																																															
NJTPA System Performance Report													9/13												9/13												9/13												9/13												9/13												9/13																																																																																															

DETAILED LIST OF TRANSIT ASSET MANAGEMENT AND SAFETY MEASURES

- ⑤ Transit Asset Management
 - % service vehicles met or exceeded useful life benchmark (ULB)
 - % revenue vehicles met or exceeded ULB (by asset class)
 - % track segments w/ performance restrictions
 - % facilities rated below condition 3 on the TERM scale (by asset class)
- ⑥ Transit Safety
 - # reportable fatalities by mode
 - Rate of reportable fatalities per total vehicle revenue miles (TVRM) by mode
 - # reportable injuries by mode
 - Rate of reportable injuries per TVRM by mode
 - # reportable safety events by mode
 - Rate of reportable safety events per TVRM by mode
 - Mean distance between major mechanical failures by mode

¹ MPO targets are due 180 days after state/transit agency shares targets with MPO
² MPOs that have NHS facilities within urbanized areas (> 1 million for first performance period, >200,000 thereafter) need to jointly establish targets for PHED and non-SOV travel

