

**FY 2020—2023 TIP**  
**Fiscal Year 2020 Annual Listing of  
Obligated Projects**

*Defining the Vision. Shaping the Future.*



**NORTH JERSEY TRANSPORTATION PLANNING AUTHORITY, INC.**  
The Metropolitan Planning Organization for Northern New Jersey

February 2021

## **NJTPA FY 2020 – 2023 TIP**

### **Fiscal Year 2020 Annual Listing of Obligated Projects**

The North Jersey Transportation Planning Authority (NJTPA) is the federally authorized Metropolitan Planning Organization (MPO) for the 13-county northern New Jersey region, home to 6.7 million people. It evaluates and approves transportation improvement projects, provides a forum for cooperative transportation planning, sponsors and conducts studies, assists county and city planning agencies and monitors compliance with air quality goals. The NJTPA's FY 2020 -2023 Transportation Improvement Program (TIP), the four-year fiscally constrained listing of projects and programs, was approved and adopted by the NJTPA Board on September 9, 2019.

Section 134 of Title 23, United State Code, requires that an annual listing of TIP projects for which federal funds have been obligated in the preceding year shall be published or otherwise made available by the cooperative effort of the state, transit operator, and metropolitan planning organization for public review. The listing shall be consistent with the categories identified in the TIP.

Pursuant to 23 CFR 450.334, the annual listing of obligated projects shall include all federally funded projects authorized or revised to increase obligations in the preceding program year, and shall, at a minimum, include sufficient information from the TIP to identify the project or its phase of work and identify, for each project, the amount of Federal funds programmed in the TIP, the federal funding that was obligated during the preceding year, and the federal funding remaining and available for subsequent years. Accordingly, the purpose of this report is to show which projects programmed in the FY 2020 - 2023 TIP for FY 2020 have received federal and state commitments for funding.<sup>1</sup>

A federal obligation is the result of a formal agreement, an authorization to proceed, between the NJTPA Subregions, New Jersey Department of Transportation (NJDOT), NJ TRANSIT, Port Authority of New York and New Jersey (PANYNJ), and the United States Department of Transportation (USDOT). This agreement contractually commits the USDOT and the State of New Jersey to fund a specific phase of a project and to reimburse the state or other local entities for the federal share of a project's eligible cost.

---

<sup>1</sup> This report has been prepared by the NJTPA with financing by the Federal Transit Administration and the Federal Highway Administration of the U.S. Department of Transportation. This document is disseminated under the sponsorship of the U.S. Department of Transportation in the interest of information exchange. The NJTPA is solely responsible for its contents.

The FY 2020 – 2023 TIP includes project funding for four federal fiscal years (FYs 2020, 2021, 2022, and 2023). This report focuses on the FY 2020 element of the FY 2020 - 2023 TIP (October 1, 2019 to September 30, 2020).

State funds (Transportation Trust Funds) are obligated through a similar process within the government of New Jersey but unlike federal funds, state funds retain their obligation authority in future state fiscal years if not obligated. For the purposes of this report, non-federal funds include both state funds and other third party funding sources, including potential local match funds or other partnership resources, such as funding from the PANYNJ and New Jersey Turnpike Authority. Non-federal as well as federal funds are shown in this report to give a complete picture of funding as shown in the TIP. Non-federal and federal funds are mixed in some projects.

This report examines obligations for FY 2020, in total and on a project-by-project basis, to show:

1. The amount of transportation funds (federal, non-federal) that were obligated, compared to what was programmed in the NJTPA Board approved FY 2020 - 2023 TIP for FY 2020;
2. How categories of projects compared with one another in terms of obligated funding;
3. Programmed and obligated funding in comparison with expenditure goals of the NJTPA Board of Trustees; and
4. Which individual TIP projects were obligated, and which were not, during FY 2020, with programmed, revised, and obligated funding listed for each project.

## **Background**

The NJTPA prepares a TIP, which is a list of transportation projects that are advanced enough in their planning, project development, and preliminary engineering stages to merit funding commitments. The TIP lists the amount of funding, the schedule, and the type of work to be carried out for each project. The NJTPA's project development process is more fully described in the TIP Introduction.<sup>2</sup>

The TIP is prepared on a two-year cycle and shows a funding schedule for projects that commence at the beginning of the federal fiscal year on October 1.<sup>3</sup> Therefore, when the TIP is prepared, it represents the best estimate of project funding for a period that is

---

<sup>2</sup> [http://njtpa.org/Projects-Programs/Transportation-Improvement-Program-\(TIP\)/Current-TIP.aspx](http://njtpa.org/Projects-Programs/Transportation-Improvement-Program-(TIP)/Current-TIP.aspx)

<sup>3</sup> FY 2020 began on October 1, 2019 and ended on September 30, 2020. The FY 2020 TIP was prepared during the Spring of 2019 and adopted by the NJTPA Board of Trustees on September 9, 2019.

well in advance of actual funding. The obligation report is prepared after the end of the federal fiscal year and lists the actual level of project authorizations during the fiscal year.

Circumstances are subject to change between TIP preparation and the end of the federal fiscal year, which can impact the progress of individual projects. Such changes are incorporated into the TIP through a modification and amendment process in which the implementing agencies and NJTPA Board of Trustees collaborate.

On December 4, 2015, President Obama signed the Fixing America's Surface Transportation (FAST) (Pub. L. No. 114-94) Act into law—to provide long-term funding certainty for surface transportation infrastructure planning and investment. The FAST Act authorizes \$305 billion over fiscal years 2016- 2020 for highway maintenance, highway and motor vehicle safety, public transportation, motor carrier safety, hazardous materials safety, rail, and research, technology, and statistics programs.

On the state side, the Transportation Trust Fund statute (NJSA 27:1B et al.) authorizes the issuance of up to \$12 billion in Transportation Program Bonds between FY 2017 and FY 2024. As of July 2020, the fuel tax on gasoline was 41.4 cents per gallon.

All revenue derived from motor fuels taxes is now constitutionally dedicated to transportation purposes in accordance with the voter-approved amendment of Article VIII, Section II, paragraph 4 of the New Jersey Constitution. The constitution continues to provide an annual dedication of no less than \$200 million from the Sales and Use Tax.

In addition, federal funds that can be accessed for transportation projects are limited by Congress, depending on current budgetary circumstances. On an annual basis, Congress and the Administration create obligation limitations which specify the portion of legislated funds that can be utilized. The limitations are created just prior to the beginning of the federal fiscal year, several months after the TIP is drafted. The TIP is programmed based on legislated (apportioned) funding, which is worked out well before TIP preparation. Obligation limitations and rescissions may change the amount that is available during the TIP's fiscal year.

Finally, the amount of transportation funding may vary during a fiscal year based on federal fuel tax receipts. Surpluses or deficits in fuel tax receipts are distributed among the states periodically during the year. This can therefore affect funding availability for obligation of projects in the TIP.

## Obligated Versus Programmed Funding in FY 2020

The FY 2020 – 2023 TIP called for the expenditure of \$3.190 billion in FY 2020, of which \$3.084 billion was obligated during FY 2020. Thus, total obligations represented **96.7 percent of programmed FY 2020 funding** (includes state and federal funds), **compared to 99.3 percent that were obligated in FY 2019**. Please note, **these figures exclude the FY 2020 obligation of \$369.936 million in federal and state NJ TRANSIT Sandy Recovery funds shown in Table 3**.

Table 1 shows how obligated versus programmed funding was distributed by project types in FY 2020. In November 2017, the Board of Trustees adopted an updated Regional Capital Investment Strategy (RCIS) that included spending goals applicable to categories of projects and programs in the NJTPA region. The RCIS is included in Plan 2045: The Regional Transportation Plan for Northern New Jersey, which was approved by the NJTPA Board of Trustees in November 2017. In Table 1, projects are grouped into the Board’s RCIS spending goal categories (hereinafter referred to as “RCIS Categories”).<sup>4</sup>

**Table 1**  
**FY 2020 Element of FY 2020 TIP**  
**Obligated Total Funding as a Percent of Programmed Expenditures**  
**Detailed RCIS Board Categories**

<b>RCIS Board Category</b>	<b>TIP Programmed Expenditures (Million \$)</b>	<b>Obligated Funding (Million \$)</b>	<b>Programmed Amount Not Obligated (Million \$)</b>	<b>Obligated Percent of Programmed</b>
<b>Bridges</b>	\$580.68	\$436.68	\$144.00	75.2%
<b>Road Preservation</b>	\$246.61	\$267.84	-\$21.23	108.6%
<b>Minor Road Improvements</b>	\$63.49	\$40.08	\$23.40	63.1%
<b>Major Road Capacity</b>	\$32.00	\$71.35	-\$39.35	223.0%
<b>Transit Preservation</b>	\$1,123.88	\$1,251.23	-\$127.34	111.3%
<b>Transit Enhancement</b>	\$66.51	\$86.33	-\$19.82	129.8%
<b>Transit Expansion</b>	\$47.22	\$39.33	\$7.88	83.3%
<b>Dedicated Freight</b>	\$70.10	\$57.09	\$13.01	81.4%
<b>ITS/Incident Mgmt.</b>	\$88.57	\$88.43	\$0.14	99.8%
<b>Travel Demand Mgmt.</b>	\$26.16	\$17.41	\$8.75	66.5%
<b>Safety</b>	\$145.14	\$149.12	-\$3.98	102.7%
<b>Bicycle/Pedestrian</b>	\$48.27	\$29.22	\$19.05	60.5%
<b>Other</b>	\$651.56	\$549.85	\$101.71	84.4%
<b>TOTAL</b>	\$3,190.19	\$3,083.96	\$106.23	96.7%

Sources: NJDOT and NJ TRANSIT.

<sup>4</sup> RCIS goals do not include the category “Other/Unallocated” shown in Table 1.

The Table 1 data is shown graphically in Figure 1. Obligated funding for 5 of the 13 categories exceeded 100 percent of programmed funding.

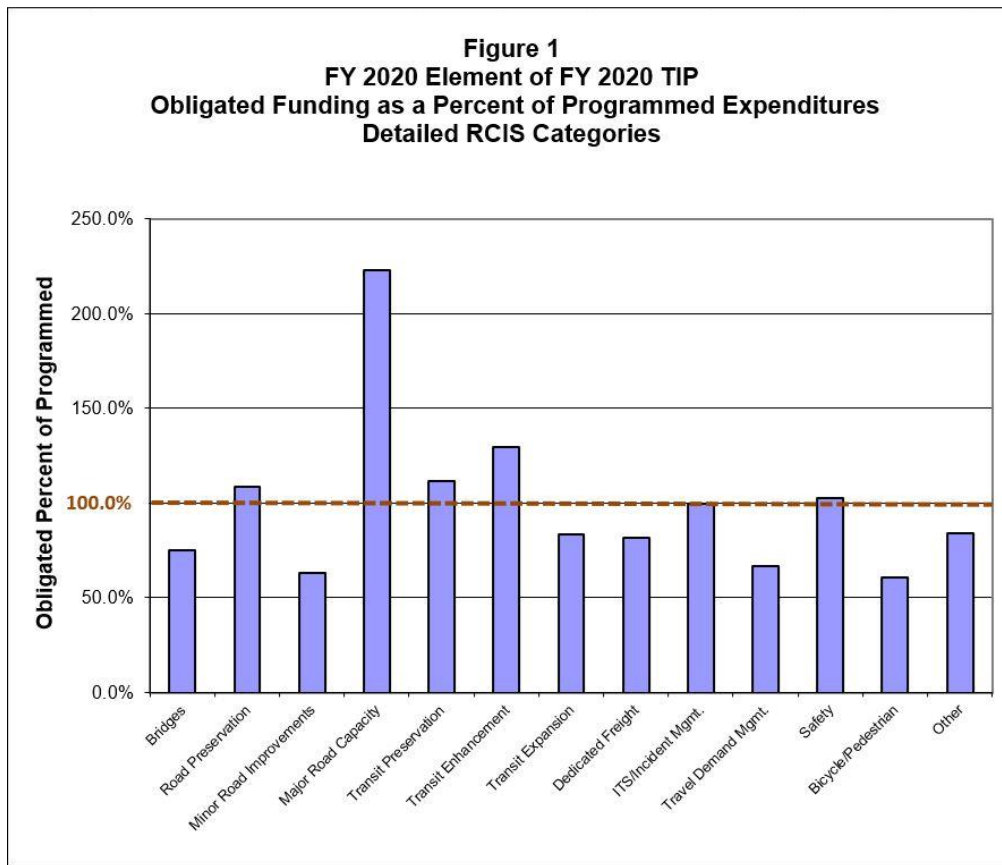


Table 2 shows that there are differences between the obligation amounts for federal and non-federal funds. Total **federal obligations were 111.7 percent** of programmed expenditures; for Non-Federal funds **86 percent of state and other funds were obligated**. In total, **96.7 percent of all funds were obligated**.

Programmed NJDOT federal funding in FY 2020 was \$790.85 million, of which \$796.35 million (100.7 percent) was obligated. A lower percentage of NJDOT state funding and other funding were obligated: 77.5 percent. Unused state funding authority is carried forward to the next fiscal year. NJ TRANSIT funding was obligated at a level of 99.1 percent of its programmed state funding and 127.9 percent of its federal funding.

Once again, it is important to note that programmed federal funding for NJDOT projects cannot be rolled over into the following fiscal year. Thus, unobligated NJDOT projects must find new funding for the next fiscal year. However, unobligated federal funding for NJ TRANSIT projects can be utilized in future fiscal years. This difference affects the amount of federal funding that gets obligated for NJDOT and NJ TRANSIT.

**Table 2**  
**NJTPA FY 2020 Element of FY 2020 TIP OBLIGATION STATUS**  
**(in \$ millions)**

**Federal Funds**

	<b>TIP Programmed</b>	<b>Obligated</b>	<b>% Obligated</b>
<b>NJDOT</b>	\$790.85	\$796.35	100.7%
<b>NJ TRANSIT</b>	\$535.78	\$685.36	127.9%
<b>TOTAL</b>	<b>\$1,326.63</b>	<b>\$1,481.71</b>	<b>111.7%</b>

**Non-Federal Funds (State and Other Funds)**

	<b>TIP Programmed</b>	<b>Obligated</b>	<b>% Obligated</b>
<b>NJDOT</b>	\$1,131.90	\$876.87	77.5%
<b>NJ TRANSIT</b>	\$731.67	\$725.38	99.1%
<b>TOTAL</b>	<b>\$1,863.56</b>	<b>\$1,602.25</b>	<b>86.0%</b>

**FEDERAL AND NON-FEDERAL TOTAL                      \$3,190.19                      \$3,083.96                      96.7%**

Note: Excludes projects from the Disaster Relief Appropriations Act of 2013.

**Obligation of NJ TRANSIT Sandy Recovery Funds**

The USDOT has awarded NJ TRANSIT/PANYNJ Section 5324/5307 funding through the Federal Transit Administration's Public Transportation Emergency Relief Program for repair, recovery and resiliency projects associated with Superstorm Sandy. The State of New Jersey has also contributed funding for recovery and resiliency projects associated with the Superstorm.

Tables 3 provides a summary of the NJ TRANSIT Sandy Recovery projects' obligations in FY 2020, which are not included in FY 2020 TIP obligation calculations reflected above in Tables 1 and 2.

**Table 3**  
**NJ TRANSIT Sandy Recovery Projects Obligations**

<b>Fund Year</b>	<b>Fund</b>	<b>Obligated Amount (Million \$)</b>
2020	SECT 5324	\$363.936
2020	STATE	\$6.000
	<b>Total:</b>	<b>\$369.936</b>

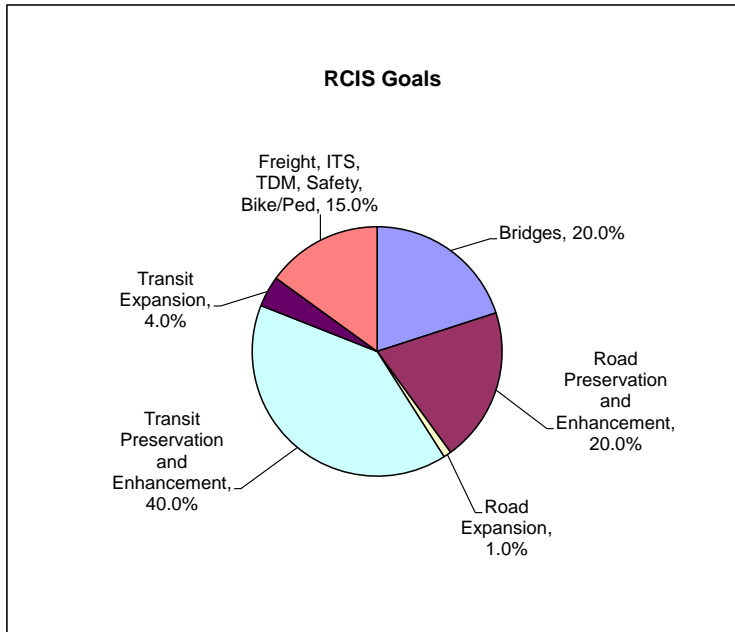
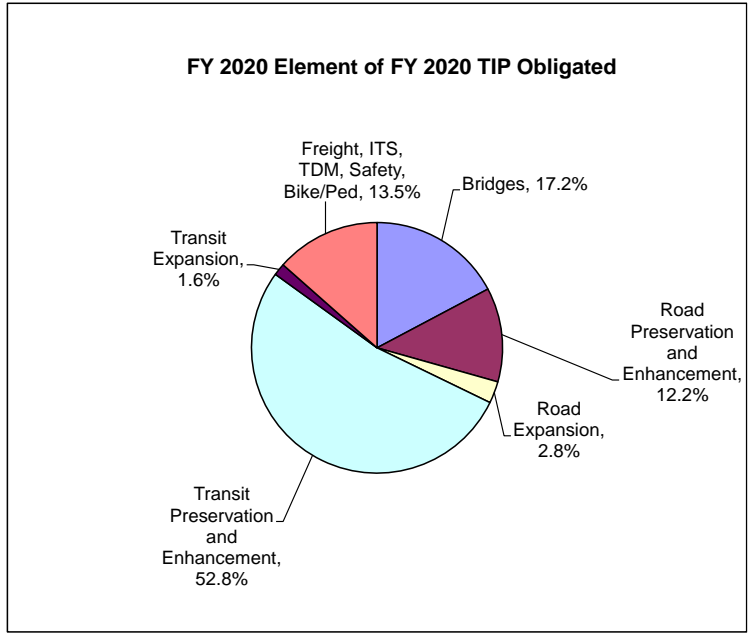
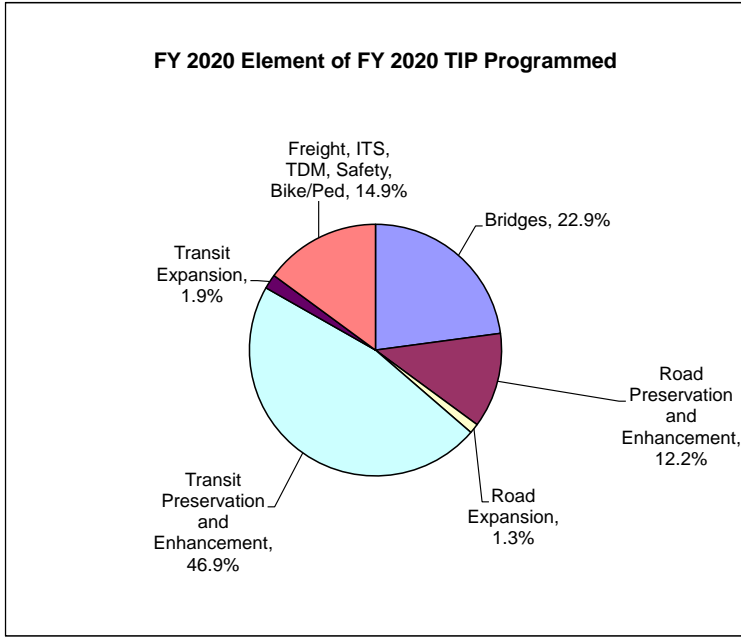
## **Distribution of Programmed versus Obligated Funding, Compared with RCIS Goals**

The RCIS spending goals are weighted heavily in favor of preservation and enhancement of existing facilities, both highway and transit. Figure 2 shows these distributions, using the RCIS categories.

Figure 2 portrays a relationship between obligated and programmed funding in FY 2020. Obligated funding for both Preservation and Enhancement categories (NJDOT and NJ TRANSIT) was a higher proportion of total obligations than programmed funding (65% vs. 60%). The chart clearly shows the emphasis of transit preservation and roadway rehabilitation/resurfacing projects in FY 2020. Transit Expansion obligations were less than RCIS Goals levels (1.6% vs. 4%) and obligations for Bridges were also less than RCIS Goals levels (17.2% vs. 20%). Overall, when Bridges are combined with Roadway Preservation, obligations were less than RCIS goals (29.4% vs. 40%).



**Figure 2**  
**Distribution Percent of Expenditures by RCIS Category**



## Annual Listing of Obligated Projects

Table 4 is a detailed listing of projects that were programmed in FY 2020, which indicates which projects have received federal and non-federal commitments for funding in FY 2020. The table includes:

1. **Work Phase** of the project, e.g., the type of work that was programmed for FY 2020.
2. **Funding Source** (federal and non-federal).
3. **Original FY 20 TIP Funds**, or the funds programmed at the time of initial TIP publication.
4. **Revised FY 20 TIP Funds**, representing the amount of funding programmed after transactions for TIP modifications and amendments were completed during FY 2020.
5. **FY 20 Obligation**, representing federal funding commitments made during FY 2020.

Table 4 is organized similarly to the project listing in the FY 2020 – 2023 TIP for FY 2020: NJDOT projects by county, NJDOT regionwide and statewide programs, and NJ TRANSIT projects and programs. Statewide programs are calculated using a multiplier of 75 percent, which represents the NJTPA's allocation of statewide funding, based on its share of New Jersey population.

**Table 4**  
**NJTPA FY 2020 TIP FINAL OBLIGATION STATUS**  
**BY COUNTY (in \$ millions)**

<b>NJDOT Projects</b>				
<b>BERGEN COUNTY PROJECTS</b>				
Work Phase	Funding Source	Original FY20 TIP Funds	Revised FY20 TIP Funds	FY20 Obligation
<b>NS9606</b>	<b>Fifth Avenue Bridge (AKA Fair Lawn Avenue Bridge) over Passaic River</b>			
CON	Federal		\$17.50	\$15.43
<b>98546</b>	<b>Market Street/Essex Street/Rochelle Avenue</b>			
DES	Federal	\$1.00	\$1.00	
<b>065C</b>	<b>Route 4, Bridge over Palisade Avenue, Windsor Road and CSX Railroad</b>			
ROW	Federal	\$1.50	\$1.50	
<b>08410</b>	<b>Route 4, Grand Avenue Bridge</b>			
DES	Federal	\$4.00	\$4.00	
<b>94064</b>	<b>Route 4, Jones Road Bridge</b>			
ROW	Federal	\$0.60	\$0.60	\$0.34
UTI	Federal	\$6.00		
<b>12428</b>	<b>Route 46, Bergen Boulevard to Main Street</b>			
CON	Federal	\$5.30	\$5.30	
	Federal	\$18.40	\$29.90	\$15.77
	Non-Federal	\$0.00	\$0.00	\$0.00
	<b>Bergen Total</b>	<b>\$18.40</b>	<b>\$29.90</b>	<b>\$15.77</b>

## ESSEX COUNTY PROJECTS

Work Phase	Funding Source	Original FY20 TIP Funds	Revised FY20 TIP Funds	FY20 Obligation
<b>N1605</b>	<b>CR 508 (Central Avenue), Bridge over City Subway</b>			
PE	Federal	\$0.50	\$0.50	
<b>11407</b>	<b>Lincoln Tunnel Access Project (LTAP)</b>			
ERC	Non-Federal	\$98.00	\$98.00	
<b>N1808</b>	<b>Newark Broad Street Traffic Signal Optimization</b>			
ERC	Federal		\$1.68	
CON	Federal	\$1.68		
<b>12408B</b>	<b>Route 7, Mill Street (CR 672) to Park Avenue (CR 646)</b>			
DES	Federal		\$1.50	\$1.77
ROW	Federal	\$0.50		
<b>15377</b>	<b>Route 21, Lafayette Street to On Ramp at Interchange 7</b>			
CON	Federal	\$4.05	\$4.05	\$6.81
<b>98540</b>	<b>Route 21, Newark Riverfront Pedestrian and Bicycle Access</b>			
ERC	Federal	\$4.70	\$4.70	
<b>15371</b>	<b>Route 27, Dehart Place to Route 21</b>			
CON	Federal	\$13.26	\$13.26	
<b>12318</b>	<b>Route 280, WB Ramp over 1st &amp; Orange Streets, Newark Subway &amp; NJ Transit</b>			
DES	Federal		\$2.50	\$3.14
	Federal	\$24.69	\$28.19	\$11.72
	Non-Federal	\$98.00	\$98.00	\$0.00
	<b>Essex Total</b>	<b>\$122.69</b>	<b>\$126.19</b>	<b>\$11.72</b>

## HUDSON COUNTY PROJECTS

Work Phase	Funding Source	Original FY20 TIP Funds	Revised FY20 TIP Funds	FY20 Obligation
<b>11407</b>	<b>Lincoln Tunnel Access Project (LTAP)</b>			
ERC	Non-Federal	\$98.00	\$98.00	
<b>16307</b>	<b>Paterson Plank Road (CR 681), Bridge over Route 3 at MP 10.04</b>			
PE	Federal	\$1.00	\$1.00	
<b>17356</b>	<b>Pedestrian Bridge over Route 440</b>			
CD	Federal	\$0.50	\$0.50	
<b>08440</b>	<b>Riverbank Park Bike Trail</b>			
CON	Non-Federal		\$1.82	
<b>93186</b>	<b>Route 7, Kearny, Drainage Improvements</b>			
ROW	Federal	\$3.40	\$3.40	\$3.84
	Federal	\$4.90	\$4.90	\$3.84
	Non-Federal	\$98.00	\$99.82	\$0.00
	<b>Hudson Total</b>	<b>\$102.90</b>	<b>\$104.72</b>	<b>\$3.84</b>

## HUNTERDON COUNTY PROJECTS

Work Phase	Funding Source	Original FY20 TIP Funds	Revised FY20 TIP Funds	FY20 Obligation
<b>NS9806</b>	<b>Church Street Bridge, CR 579</b>			
ROW	Non-Federal	\$0.40	\$0.40	
<b>15322</b>	<b>Delaware &amp; Raritan Canal Bridges</b>			
ERC	Federal	\$8.35	\$8.35	\$2.12
<b>11413C</b>	<b>Route 29, Alexauken Creek Road to Washington Street</b>			
PE	Federal	\$1.30	\$2.50	\$2.98
<b>16351</b>	<b>Route 29, Bridge over Copper Creek</b>			
PE	Federal	\$0.40	\$0.40	
<b>15338</b>	<b>Route 78 Rockfall Mitigation, Bethlehem Township</b>			
CON	Federal	\$9.00	\$29.99	\$29.23
<b>18601</b>	<b>Route 78, Route 22 to Drift Road/Dale Road</b>			
DES	Non-Federal	\$2.10	\$2.10	
	Federal	\$19.05	\$41.24	\$34.33
	Non-Federal	\$2.50	\$2.50	\$0.00
	<b>Hunterdon Total</b>	<b>\$21.55</b>	<b>\$43.74</b>	<b>\$34.33</b>

## MIDDLESEX COUNTY PROJECTS

Work Phase	Funding Source	Original FY20 TIP Funds	Revised FY20 TIP Funds	FY20 Obligation
<b>15418</b>	<b>ADA Central, Contract 2</b>			
ROW	Federal		\$7.60	
<b>15322</b>	<b>Delaware &amp; Raritan Canal Bridges</b>			
ERC	Federal	\$8.35	\$8.35	\$2.12
<b>N1903</b>	<b>Route 9, Main Street</b>			
CON	Non-Federal	\$15.00	\$15.00	
	Federal	\$8.35	\$15.95	\$2.12
	Non-Federal	\$15.00	\$15.00	\$0.00
	<b>Middlesex Total</b>	<b>\$23.35</b>	<b>\$30.95</b>	<b>\$2.12</b>

## MONMOUTH COUNTY PROJECTS

Work Phase	Funding Source	Original FY20 TIP Funds	Revised FY20 TIP Funds	FY20 Obligation
<b>15418</b>	<b>ADA Central, Contract 2</b>			
ROW	Federal		\$7.60	
<b>N08379</b>	<b>Laurel Avenue, NJ TRANSIT North Jersey Coast Line Bridge</b>			
CD	Federal		\$0.80	\$0.80
<b>NS9306</b>	<b>Monmouth County Bridges W7, W8, W9 over Glimmer Glass and Debbie's Creek</b>			
DES	Federal	\$4.00	\$4.00	
<b>14422</b>	<b>Route 33, Bridge over Millstone River</b>			
DES	Federal	\$1.00	\$1.00	\$1.02
<b>14429</b>	<b>Route 35, Bridge over North Branch of Wreck Pond</b>			
DES	Federal	\$1.25	\$1.25	\$1.34
<b>15372</b>	<b>Route 70, Dakota Trail to Riverview Drive (CR 48)</b>			
CON	Federal		\$17.00	\$21.34
<b>15449</b>	<b>Route 71, Bridge over NJ Transit (NJCL)</b>			
PE	Federal	\$1.00	\$2.25	
<b>16316</b>	<b>Route 71, Bridge over Shark River</b>			
PE	Federal	\$4.50	\$4.50	
<b>NS9706</b>	<b>Rumson Road over the Shrewsbury River, CR 520</b>			
CON	Federal	\$36.00	\$46.90	\$46.90
	Federal	\$47.75	\$85.30	\$71.41
	Non-Federal	\$0.00	\$0.00	\$0.00
	<b>Monmouth Total</b>	<b>\$47.75</b>	<b>\$85.30</b>	<b>\$71.41</b>



## MORRIS COUNTY PROJECTS

Work Phase	Funding Source	Original FY20 TIP Funds	Revised FY20 TIP Funds	FY20 Obligation
<b>15411</b>	<b>ADA North, Contract 1</b>			
CON	Federal	\$4.50	\$2.60	
<b>15412</b>	<b>ADA North, Contract 2</b>			
DES	Non-Federal	\$0.64	\$0.64	
<b>NS9803</b>	<b>NY Susquehanna and Western Rail Line Bicycle/Pedestrian Path</b>			
CON	Federal	\$15.00	\$20.10	\$19.27
<b>NS9802</b>	<b>Openaki Road Bridge</b>			
DES	Federal	\$1.00	\$1.00	
<b>08347</b>	<b>Route 23, Bridge over Pequannock River / Hamburg Turnpike</b>			
DES	Federal	\$8.50	\$8.50	\$6.69
<b>13316</b>	<b>Route 46, Canfield Avenue</b>			
DES	Federal	\$1.00		
ROW	Federal		\$0.70	\$0.70
<b>15381</b>	<b>Route 202, Childs Rd/N Maple Ave (CR 613) to Academy Road</b>			
CON	Federal	\$10.40	\$10.40	\$10.62
<b>93139</b>	<b>Rt 80/15 Interchange</b>			
DES	Federal	\$6.50	\$14.00	
	Federal	\$46.90	\$57.30	\$37.28
	Non-Federal	\$0.64	\$0.64	\$0.00
	<b>Morris Total</b>	<b>\$47.54</b>	<b>\$57.94</b>	<b>\$37.28</b>

## OCEAN COUNTY PROJECTS

Work Phase	Funding Source	Original FY20 TIP Funds	Revised FY20 TIP Funds	FY20 Obligation
<b>N2009</b>	<b>Downtown Toms River Loop Road Project</b>			
ERC	Federal		\$5.66	
<b>15323</b>	<b>F.R.E.C. Access Road, Bridge over Toms River</b>			
ROW	Federal	\$0.10	\$0.10	
<b>N1405</b>	<b>Garden State Parkway Interchange 83 Improvements</b>			
PE	Federal	\$1.00	\$1.00	\$1.09
<b>15389</b>	<b>Route 35, Osborne Avenue to Manasquan River &amp; Old Bridge Road to Route 34 &amp; Route 70</b>			
PE	Federal	\$1.50	\$1.50	\$1.92
<b>15372</b>	<b>Route 70, Dakota Trail to Riverview Drive (CR 48)</b>			
CON	Federal		\$17.00	\$21.34
<b>00357D1</b>	<b>Route 72, Manahawkin Bay Bridges, Contract 5A - Environmental Mitigation</b>			
DES	Non-Federal	\$0.85	\$0.85	
<b>11385</b>	<b>Route 72, Manahawkin Bay Bridges, Contract 1A &amp; 1B</b>			
CON	Federal	\$30.71	\$62.28	\$58.37
<b>14324</b>	<b>Route 166, Bridges over Branch of Toms River</b>			
DES	Federal	\$1.50	\$1.50	\$2.30
	Federal	\$34.81	\$89.04	\$85.02
	Non-Federal	\$0.85	\$0.85	\$0.00
	<b>Ocean Total</b>	<b>\$35.66</b>	<b>\$89.89</b>	<b>\$85.02</b>

## PASSAIC COUNTY PROJECTS

Work Phase	Funding Source	Original FY20 TIP Funds	Revised FY20 TIP Funds	FY20 Obligation
<b>NS9606</b>	<b>Fifth Avenue Bridge (AKA Fair Lawn Avenue Bridge) over Passaic River</b>			
CON	Federal		\$17.50	\$15.43
<b>NS9803</b>	<b>NY Susquehanna and Western Rail Line Bicycle/Pedestrian Path</b>			
CON	Federal	\$15.00	\$20.10	\$19.27
<b>059B</b>	<b>Route 3, Route 46, Valley Road and Notch/Rifle Camp Road Interchange, Contract B</b>			
CON	Federal	\$35.95	\$35.95	\$35.95
<b>12419</b>	<b>Route 19, Colfax Ave (CR 609) to Marshall Street</b>			
CON	Federal		\$7.84	\$9.24
<b>08347</b>	<b>Route 23, Bridge over Pequannock River / Hamburg Turnpike</b>			
DES	Federal	\$8.50	\$8.50	\$6.69
<b>N1606</b>	<b>Sixth Avenue (CR 652), Bridge over Passaic River</b>			
PE	Federal		\$0.50	
<b>16308</b>	<b>Taft Avenue, Pedestrian Bridge over Route 80</b>			
DES	Federal	\$0.85	\$0.85	\$1.49
	Federal	\$60.30	\$91.24	\$88.07
	Non-Federal	\$0.00	\$0.00	\$0.00
	<b>Passaic Total</b>	<b>\$60.30</b>	<b>\$91.24</b>	<b>\$88.07</b>

## SOMERSET COUNTY PROJECTS

Work Phase	Funding Source	Original FY20 TIP Funds	Revised FY20 TIP Funds	FY20 Obligation
<b>15418</b>	<b>ADA Central, Contract 2</b>			
ROW	Federal		\$7.60	
<b>15322</b>	<b>Delaware &amp; Raritan Canal Bridges</b>			
ERC	Federal	\$8.35	\$8.35	\$2.12
<b>14416</b>	<b>Hamilton Road, Bridge over Conrail RR</b>			
DES	Federal	\$1.10	\$1.10	
<b>N1125</b>	<b>North Plainfield Downtown Streetscape and Pedestrian Improvements (Final Phase)</b>			
CON	Federal		\$0.30	\$0.30
<b>18601</b>	<b>Route 78, Route 22 to Drift Road/Dale Road</b>			
DES	Non-Federal	\$2.10	\$2.10	
<b>14415</b>	<b>Route 202, Bridge over North Branch of Raritan River</b>			
DES	Federal	\$0.60	\$0.60	
<b>15381</b>	<b>Route 202, Childs Rd/N Maple Ave (CR 613) to Academy Road</b>			
CON	Federal	\$10.40	\$10.40	\$10.62
<b>02372B</b>	<b>Route 202, First Avenue Intersection Improvements</b>			
DES	Federal		\$1.00	
<b>780B</b>	<b>Route 206, Doctors Way to Valley Road</b>			
CON	Federal	\$32.00	\$61.00	\$65.59
<b>780A</b>	<b>Route 206, Valley Road to Brown Avenue</b>			
ROW	Federal		\$5.00	\$5.76
	Federal	\$52.45	\$95.35	\$84.39
	Non-Federal	\$2.10	\$2.10	\$0.00
	<b>Somerset Total</b>	<b>\$54.55</b>	<b>\$97.45</b>	<b>\$84.39</b>

## SUSSEX COUNTY PROJECTS

Work Phase	Funding Source	Original FY20 TIP Funds	Revised FY20 TIP Funds	FY20 Obligation
<b>15412</b>	<b>ADA North, Contract 2</b>			
DES	Non-Federal	\$0.64	\$0.64	
	Federal	\$0.00	\$0.00	\$0.00
	Non-Federal	\$0.64	\$0.64	\$0.00
	<b>Sussex Total</b>	<b>\$0.64</b>	<b>\$0.64</b>	<b>\$0.00</b>

## UNION COUNTY PROJECTS

Work Phase	Funding Source	Original FY20 TIP Funds	Revised FY20 TIP Funds	FY20 Obligation
<b>NS0408</b>	<b>Gordon Street over "Out of Service" Conrail Branch, Replacement</b>			
CON	Non-Federal	\$9.75	\$9.75	
<b>17339</b>	<b>Kapkowski Road - North Avenue East Improvement Project</b>			
CD	Federal	\$0.51	\$0.51	\$0.51
<b>14330</b>	<b>Route 22, Bridge over Echo Lake</b>			
ROW	Non-Federal	\$0.30	\$0.30	\$0.11
<b>04361</b>	<b>Route 22, Chestnut Street Bridge Replacement (CR 626)</b>			
CON	Federal		\$16.00	\$18.15
<b>658A</b>	<b>Route 22/Route 82/Garden State Parkway Interchange</b>			
UTI	Non-Federal	\$0.25	\$0.25	
<b>15371</b>	<b>Route 27, Dehart Place to Route 21</b>			
CON	Federal	\$13.26	\$13.26	
<b>11404</b>	<b>Route 82, Caldwell Avenue to Lehigh Avenue</b>			
CON	Federal	\$10.21	\$10.21	
<b>94019</b>	<b>Route 82, Rahway River Bridge</b>			
DES	Federal	\$1.80	\$1.80	
<b>15395</b>	<b>Route 439, Route 28 (Westfield Ave) to Route 27 (Newark Ave)</b>			
DES	Federal	\$0.75	\$0.75	\$1.33
	Federal	\$26.53	\$42.53	\$19.99
	Non-Federal	\$10.30	\$10.30	\$0.11
	<b>Union Total</b>	<b>\$36.83</b>	<b>\$52.83</b>	<b>\$20.10</b>

## WARREN COUNTY PROJECTS

Work Phase	Funding Source	Original FY20 TIP Funds	Revised FY20 TIP Funds	FY20 Obligation
<b>15411</b>	<b>ADA North, Contract 1</b>			
CON	Federal	\$4.50	\$2.60	
<b>16345</b>	<b>Route 57, Bridge over Branch Lopatcong Creek</b>			
PE	Federal	\$0.25	\$0.25	
<b>18601</b>	<b>Route 78, Route 22 to Drift Road/Dale Road</b>			
DES	Non-Federal	\$2.10	\$2.10	
	Federal	\$4.75	\$2.85	\$0.00
	Non-Federal	\$2.10	\$2.10	\$0.00
	<b>Warren Total</b>	<b>\$6.85</b>	<b>\$4.95</b>	<b>\$0.00</b>
	Federal	\$280.52	\$462.53	\$376.34
	Non-Federal	\$117.14	\$117.14	\$0.11
	<b>NJDOT Projects Total</b>	<b>\$397.66</b>	<b>\$579.67</b>	<b>\$376.45</b>

**Table 4**  
**NJTPA FY 2020 TIP FINAL OBLIGATION STATUS**  
(in \$ millions)

<b>NJDOT Programs *</b>				
<b>Work Phase</b>	<b>Funding Source</b>	<b>Original FY20 TIP Funds</b>	<b>Revised FY20 TIP Funds</b>	<b>FY20 Obligation</b>
<b>X12</b>	<b>Acquisition of Right of Way</b>			
ROW	Non-Federal	\$0.50	\$0.50	
<b>13303</b>	<b>Active Traffic Management System (ATMS)</b>			
ERC	Federal	\$3.00	\$3.00	
<b>11344</b>	<b>ADA Curb Ramp Implementation</b>			
ERC	Federal	\$1.00	\$3.02	\$2.63
ERC	Non-Federal	\$2.00	\$2.00	\$0.05
<b>15413</b>	<b>ADA North, Contract 3</b>			
CON	Federal	\$0.50	\$0.50	\$1.32
<b>19315</b>	<b>Aeronautics UAS Program</b>			
ERC	Non-Federal	\$0.50	\$0.50	\$0.35
<b>08415</b>	<b>Airport Improvement Program</b>			
ERC	Non-Federal	\$4.00	\$4.00	\$2.73
<b>01335</b>	<b>Betterments, Dams</b>			
EC	Federal	\$0.30	\$0.30	
<b>X72B</b>	<b>Betterments, Roadway Preservation</b>			
EC	Non-Federal	\$20.00	\$20.00	\$1.59
<b>X72C</b>	<b>Betterments, Safety</b>			
EC	Non-Federal	\$16.00	\$16.00	\$14.76
<b>X185</b>	<b>Bicycle &amp; Pedestrian Facilities/Accommodations</b>			
ERC	Federal	\$3.00	\$3.00	\$1.79
ERC	Non-Federal	\$4.00	\$4.00	\$1.00
<b>X07F</b>	<b>Bridge and Structure Inspection, Miscellaneous</b>			
EC	Non-Federal	\$0.30	\$0.30	
<b>03304</b>	<b>Bridge Deck/Superstructure Replacement Program</b>			
ERC	Federal	\$35.00	\$35.00	\$31.15
<b>98315</b>	<b>Bridge Emergency Repair</b>			
EC	Non-Federal	\$83.00	\$83.00	\$80.31
<b>X07A</b>	<b>Bridge Inspection</b>			
EC	Federal	\$22.04	\$22.04	\$22.13
<b>17341</b>	<b>Bridge Inspection Program, Minor Bridges</b>			
EC	Non-Federal	\$8.80	\$8.80	
<b>14404</b>	<b>Bridge Maintenance and Repair, Movable Bridges</b>			
EC	Non-Federal	\$28.50	\$28.50	\$19.10
<b>17357</b>	<b>Bridge Maintenance Fender Replacement</b>			
ERC	Federal	\$18.00	\$3.35	\$1.35
<b>17358</b>	<b>Bridge Maintenance Scour Countermeasures</b>			
ERC	Federal	\$9.00	\$2.00	
<b>X70</b>	<b>Bridge Management System</b>			
EC	Federal	\$1.25	\$1.25	\$1.25

\* NJTPA estimates to receive 75% share of Statewide program funding.



<b>Work Phase</b>	<b>Funding Source</b>	<b>Original FY20 TIP Funds</b>	<b>Revised FY20 TIP Funds</b>	<b>FY20 Obligation</b>
<b>13323</b>	<b>Bridge Preventive Maintenance</b>			
EC	Federal	\$35.00	\$43.50	\$23.37
EC	Non-Federal	\$40.00	\$40.00	\$30.45
<b>08381</b>	<b>Bridge Replacement, Future Projects</b>			
ERC	Federal	\$1.00	\$1.00	
ERC	Non-Federal	\$1.33	\$1.33	
<b>98316</b>	<b>Bridge Scour Countermeasures</b>			
ERC	Non-Federal	\$0.20	\$0.20	
<b>02379</b>	<b>Congestion Relief, Intelligent Transportation System Improvements (Smart Move Program)</b>			
ERC	Non-Federal	\$2.00	\$2.00	
<b>X180</b>	<b>Construction Inspection</b>			
EC	Non-Federal	\$11.00	\$11.00	\$8.97
<b>05304</b>	<b>Construction Program IT System (TRNS.PORT)</b>			
EC	Non-Federal	\$1.30	\$1.30	\$1.03
<b>09316</b>	<b>Culvert Replacement Program</b>			
ERC	Federal	\$1.00	\$1.00	\$1.04
ERC	Non-Federal	\$4.00	\$4.00	
<b>X142</b>	<b>DBE Supportive Services Program</b>			
EC	Federal	\$0.50	\$0.50	\$0.80
<b>X106</b>	<b>Design, Emerging Projects</b>			
DES	Federal	\$1.00	\$1.00	
DES	Non-Federal	\$17.00	\$17.00	\$17.00
<b>05342</b>	<b>Design, Geotechnical Engineering Tasks</b>			
DES	Non-Federal	\$0.50	\$0.50	
<b>X197</b>	<b>Disadvantaged Business Enterprise</b>			
EC	Federal	\$0.10	\$0.10	
<b>X154D</b>	<b>Drainage Rehabilitation &amp; Improvements</b>			
EC	Federal	\$20.00	\$13.00	\$12.00
<b>X154</b>	<b>Drainage Rehabilitation and Maintenance, State</b>			
EC	Non-Federal	\$15.00	\$15.00	\$16.20
<b>X241</b>	<b>Electrical Facilities</b>			
EC	Non-Federal	\$7.00	\$7.00	\$6.78
<b>04324</b>	<b>Electrical Load Center Replacement, Statewide</b>			
ERC	Non-Federal	\$5.00	\$5.00	\$5.00
<b>17360</b>	<b>Emergency Management and Transportation Security Support</b>			
ERC	Non-Federal	\$1.50	\$1.50	\$0.00
<b>X75</b>	<b>Environmental Investigations</b>			
EC	Non-Federal	\$7.50	\$7.50	\$4.73
<b>03309</b>	<b>Environmental Project Support</b>			
ERC	Non-Federal	\$1.00	\$1.00	\$1.68
<b>X15</b>	<b>Equipment (Vehicles, Construction, Safety)</b>			
EC	Non-Federal	\$25.00	\$25.00	\$12.39
<b>X15A</b>	<b>Equipment, Snow and Ice Removal</b>			
EC	Non-Federal	\$5.00	\$5.00	
<b>00377</b>	<b>Ferry Program</b>			
ERC	Federal	\$4.00	\$4.00	

<b>Work Phase</b>	<b>Funding Source</b>	<b>Original FY20 TIP Funds</b>	<b>Revised FY20 TIP Funds</b>	<b>FY20 Obligation</b>
<b>X201</b>	<b>Guiderail Upgrade</b>			
EC	Federal	\$1.00	\$1.00	
EC	Non-Federal	\$2.50	\$2.50	
<b>97008</b>	<b>High-Mast Light Poles</b>			
ERC	Federal	\$2.00	\$2.00	
<b>09388</b>	<b>Highway Safety Improvement Program Planning</b>			
PLS	Federal	\$4.00	\$4.00	\$1.94
<b>15343</b>	<b>Intelligent Traffic Signal Systems</b>			
ERC	Federal	\$15.00	\$20.00	\$20.78
<b>13304</b>	<b>Intelligent Transportation System Resource Center</b>			
EC	Federal	\$4.00	\$4.00	\$3.67
<b>X151</b>	<b>Interstate Service Facilities</b>			
EC	Non-Federal	\$0.53	\$0.53	\$0.24
<b>13305</b>	<b>Job Order Contracting Infrastructure Repairs, Statewide</b>			
EC	Federal	\$10.00	\$10.00	\$12.59
<b>X137</b>	<b>Legal Costs for Right of Way Condemnation</b>			
EC	Non-Federal	\$1.60	\$1.60	\$1.32
<b>06327</b>	<b>Local Aid Grant Management System</b>			
EC	Non-Federal	\$0.20	\$0.20	\$0.18
<b>X186</b>	<b>Local Aid, Infrastructure Fund</b>			
ERC	Non-Federal	\$7.50	\$7.50	\$6.62
<b>X186B</b>	<b>Local Aid, State Transportation Infrastructure Bank</b>			
ERC	Non-Federal	\$22.60	\$22.60	\$22.60
<b>08387</b>	<b>Local Bridges, Future Needs</b>			
ERC	Non-Federal	\$47.30	\$47.30	\$47.30
<b>X065</b>	<b>Local CMAQ Initiatives</b>			
EC	Federal	\$7.50	\$7.50	
<b>06326</b>	<b>Local Concept Development Support</b>			
PLS	Federal	\$2.93	\$2.93	
<b>X41B1</b>	<b>Local County Aid, NJTPA</b>			
ERC	Non-Federal	\$105.50	\$105.50	\$105.47
<b>17390</b>	<b>Local Freight Impact Fund</b>			
ERC	Non-Federal	\$30.10	\$30.10	\$29.40
<b>X98B1</b>	<b>Local Municipal Aid, NJTPA</b>			
ERC	Non-Federal	\$108.50	\$108.50	\$108.50
<b>X98Z</b>	<b>Local Municipal Aid, Urban Aid</b>			
ERC	Non-Federal	\$10.00	\$10.00	\$10.00
<b>04314</b>	<b>Local Safety/ High Risk Rural Roads Program</b>			
ERC	Federal	\$17.00	\$17.00	\$11.27
<b>X196</b>	<b>Maintenance &amp; Fleet Management System</b>			
EC	Non-Federal	\$1.00	\$1.00	\$0.25
<b>01309</b>	<b>Maritime Transportation System</b>			
EC	Non-Federal	\$15.00	\$15.00	\$13.74
<b>X30A</b>	<b>Metropolitan Planning</b>			
PLS	Federal	\$21.06	\$21.06	\$19.78
<b>07332</b>	<b>Minority and Women Workforce Training Set Aside</b>			
EC	Non-Federal	\$1.00	\$1.00	\$2.64

<b>Work Phase</b>	<b>Funding Source</b>	<b>Original FY20 TIP Funds</b>	<b>Revised FY20 TIP Funds</b>	<b>FY20 Obligation</b>
<b>13306</b>	<b>Mobility and Systems Engineering Program</b>			
EC	Federal	\$11.50	\$11.50	\$15.81
EC	Non-Federal	\$1.50	\$1.50	\$0.52
<b>X233</b>	<b>Motor Vehicle Crash Record Processing</b>			
EC	Federal	\$2.50	\$2.50	\$4.73
<b>X34</b>	<b>New Jersey Rail Freight Assistance Program</b>			
EC	Non-Federal	\$25.00	\$25.00	\$13.96
<b>X200C</b>	<b>New Jersey Scenic Byways Program</b>			
ERC	Federal	\$0.50	\$0.50	
<b>N063</b>	<b>NJTPA, Future Projects</b>			
ERC	Federal	\$29.08	\$0.08	
<b>99372</b>	<b>Orphan Bridge Reconstruction</b>			
EC	Non-Federal	\$4.00	\$4.00	\$4.00
<b>X28B</b>	<b>Park and Ride/Transportation Demand Management Program</b>			
EC	Non-Federal	\$1.00	\$1.00	
<b>X51B</b>	<b>Pavement Preservation, NJTPA</b>			
EC	Federal	\$35.00	\$57.57	\$62.43
<b>X29</b>	<b>Physical Plant</b>			
ERC	Non-Federal	\$10.00	\$10.00	\$15.68
<b>X30</b>	<b>Planning and Research, Federal-Aid</b>			
PLS	Federal	\$40.96	\$40.96	\$39.29
<b>X140</b>	<b>Planning and Research, State</b>			
PLS	Non-Federal	\$1.00	\$1.00	\$0.29
<b>X135</b>	<b>Pre-Apprenticeship Training Program for Minorities and Women</b>			
EC	Federal	\$0.50	\$0.50	\$0.15
<b>X10</b>	<b>Program Implementation Costs, NJDOT</b>			
EC	Non-Federal	\$104.04	\$104.04	\$97.09
<b>10344</b>	<b>Project Development: Concept Development and Preliminary Engineering</b>			
CD	Non-Federal	\$5.00	\$5.00	\$1.00
<b>05341</b>	<b>Project Management &amp; Reporting System (PMRS)</b>			
DES	Non-Federal	\$2.38	\$2.38	\$0.90
<b>17337</b>	<b>Project Management Improvement Initiative Support</b>			
DES	Non-Federal	\$2.50	\$2.50	\$1.25
<b>X35A1</b>	<b>Rail-Highway Grade Crossing Program, Federal</b>			
EC	Federal	\$29.80	\$29.80	\$16.55
<b>X35A</b>	<b>Rail-Highway Grade Crossing Program, State</b>			
CON	Non-Federal	\$1.00	\$1.00	\$1.95
<b>99409</b>	<b>Recreational Trails Program</b>			
ERC	Federal	\$1.23	\$1.23	\$1.87
<b>X144</b>	<b>Regional Action Program</b>			
EC	Non-Federal	\$2.00	\$2.00	\$1.59
<b>X03A</b>	<b>Restriping Program &amp; Line Reflectivity Management System</b>			
EC	Federal	\$20.00	\$43.21	\$43.50
<b>X03E</b>	<b>Resurfacing Program</b>			
EC	Non-Federal	\$100.00	\$100.00	\$110.04
<b>99327A</b>	<b>Resurfacing, Federal</b>			
ERC	Federal	\$1.00	\$1.26	\$5.48

<b>Work Phase</b>	<b>Funding Source</b>	<b>Original FY20 TIP Funds</b>	<b>Revised FY20 TIP Funds</b>	<b>FY20 Obligation</b>
<b>05339</b>	<b>Right of Way Database/Document Management System</b>			
EC	Non-Federal	\$0.30	\$0.30	\$0.14
<b>05340</b>	<b>Right of Way Full-Service Consultant Term Agreements</b>			
ROW	Federal	\$0.30	\$0.30	
ROW	Non-Federal	\$0.05	\$0.05	
<b>X152</b>	<b>Rockfall Mitigation</b>			
ERC	Federal	\$16.00	\$8.01	\$7.70
<b>99358</b>	<b>Safe Routes to School Program</b>			
ERC	Federal	\$5.59	\$5.72	\$2.59
<b>06402</b>	<b>Safe Streets to Transit Program</b>			
EC	Non-Federal	\$1.00	\$1.00	\$1.00
<b>19370</b>	<b>Safety Programs</b>			
ERC	Federal	\$14.00	\$14.00	\$4.90
ERC	Non-Federal	\$0.25	\$0.25	
<b>13307</b>	<b>Salt Storage Facilities - Statewide</b>			
ERC	Non-Federal	\$3.00	\$3.00	\$3.00
<b>X239</b>	<b>Sign Structure Inspection Program</b>			
EC	Federal	\$2.10	\$2.10	
<b>X239A</b>	<b>Sign Structure Rehabilitation/Replacement Program</b>			
ERC	Federal	\$1.00	\$1.00	
<b>15335</b>	<b>Sign Structure Replacement Contract 2016-3</b>			
CON	Federal	\$6.80	\$6.80	
<b>X39</b>	<b>Signs Program, Statewide</b>			
EC	Non-Federal	\$3.15	\$3.15	\$2.91
<b>19600</b>	<b>Smart and Connect Corridors Program</b>			
DES	Non-Federal	\$2.15	\$2.15	\$0.86
<b>X160</b>	<b>Solid and Hazardous Waste Cleanup, Reduction and Disposal</b>			
EC	Non-Federal	\$1.33	\$1.33	\$1.52
<b>X10A</b>	<b>Staff Augmentation</b>			
EC	Non-Federal	\$15.00	\$15.00	\$7.51
<b>X150</b>	<b>State Police Enforcement and Safety Services</b>			
EC	Non-Federal	\$5.00	\$5.00	\$5.00
<b>13308</b>	<b>Statewide Traffic Operations and Support Program</b>			
EC	Federal	\$20.00	\$20.00	\$19.38
<b>17353</b>	<b>Storm Water Asset Management</b>			
ERC	Federal	\$5.00	\$5.00	
<b>14300</b>	<b>Title VI and Nondiscrimination Supporting Activities</b>			
EC	Non-Federal	\$0.18	\$0.18	\$0.16
<b>X66</b>	<b>Traffic Monitoring Systems</b>			
PLS	Federal	\$12.00	\$12.00	\$15.48
EC	Non-Federal	\$1.49	\$1.49	\$0.59
<b>X47</b>	<b>Traffic Signal Replacement</b>			
EC	Non-Federal	\$9.00	\$9.00	\$8.43
<b>X244</b>	<b>Training and Employee Development</b>			
EC	Federal	\$2.00	\$2.00	\$2.00
<b>01316</b>	<b>Transit Village Program</b>			
EC	Non-Federal	\$1.00	\$1.00	\$1.00

<b>Work Phase</b>	<b>Funding Source</b>	<b>Original FY20 TIP Funds</b>	<b>Revised FY20 TIP Funds</b>	<b>FY20 Obligation</b>
<b>X107</b>	<b>Transportation Alternatives Program</b>			
ERC	Federal	\$8.08	\$8.08	\$4.45
<b>X43</b>	<b>Transportation Demand Management Program Support</b>			
PLS	Federal	\$0.25	\$0.25	
<b>11383</b>	<b>Transportation Management Associations</b>			
EC	Federal	\$4.45	\$4.45	\$4.45
<b>X126</b>	<b>Transportation Research Technology</b>			
EC	Non-Federal	\$0.90	\$0.90	
<b>18379</b>	<b>UHPC Overlay Research Project (8 Bridge Decks)</b>			
CON	Non-Federal	\$8.50	\$8.50	\$4.42
<b>X11</b>	<b>Unanticipated Design, Right of Way and Construction Expenses, State</b>			
ERC	Non-Federal	\$35.29	\$35.29	\$5.47
<b>15344</b>	<b>Utility Pole Mitigation</b>			
EC	Federal	\$0.18	\$0.18	
<b>X182</b>	<b>Utility Reconnaissance and Relocation</b>			
EC	Non-Federal	\$2.50	\$2.50	\$14.09
<b>X199</b>	<b>Youth Employment and TRAC Programs</b>			
EC	Federal	\$0.35	\$0.35	\$0.40
	Federal	\$510.33	\$506.38	\$420.01
	Non-Federal	\$1,014.76	\$1,014.76	\$876.76
	<b>NJDOT Programs Total</b>	<b>\$1,525.09</b>	<b>\$1,521.14</b>	<b>\$1,296.77</b>

**Table 4**  
**NJTPA FY 2020 TIP FINAL OBLIGATION STATUS**  
(in \$ millions)

<b>NJ TRANSIT Projects and Programs *</b>					
<b>Work Phase</b>	<b>Funding Source</b>	<b>Original FY20 TIP Funds</b>	<b>Revised FY20 TIP Funds</b>	<b>FY20 Obligation</b>	<b>Prior Year Funds Obligated in FY20</b>
<b>T143</b>	<b>ADA--Platforms/Stations</b>				
ERC	Non-Federal	\$0.35	\$0.35	\$0.35	
<b>T05</b>	<b>Bridge and Tunnel Rehabilitation</b>				
ERC	Non-Federal	\$56.76	\$56.76	\$56.76	
<b>T111</b>	<b>Bus Acquisition Program</b>				
ERC	Federal			\$22.41	
CAP	Federal		\$22.25		
CAP	Non-Federal	\$84.53	\$84.53	\$84.53	
<b>T06</b>	<b>Bus Passenger Facilities/Park and Ride</b>				
ERC	Non-Federal	\$0.56	\$0.56	\$0.56	
<b>T08</b>	<b>Bus Support Facilities and Equipment</b>				
ERC	Federal	\$12.54	\$47.20	\$6.95	
ERC	Non-Federal	\$3.45	\$3.45	\$3.45	
<b>T68</b>	<b>Capital Program Implementation</b>				
ERC	Non-Federal	\$15.03	\$15.03	\$15.03	
<b>T515</b>	<b>Casino Revenue Fund</b>				
CAP	Non-Federal	\$12.96	\$12.96	\$12.96	
<b>T16</b>	<b>Environmental Compliance</b>				
ERC	Non-Federal	\$2.10	\$2.10	\$2.10	
<b>T700</b>	<b>Ferry Program</b>				
ERC	Federal		\$6.00	\$6.00	
ERC	Non-Federal	\$6.50	\$6.50	\$6.50	
<b>T43</b>	<b>High Speed Track Program</b>				
ERC	Non-Federal	\$0.93	\$0.93	\$0.93	
<b>T87</b>	<b>Hudson-Bergen and Newark LRT System</b>				
ERC	Federal		\$8.00		
ERC	Non-Federal	\$1.27	\$1.27	\$1.27	
<b>T301</b>	<b>Hudson-Bergen LRT Northern Extension</b>				
ERC	Non-Federal	\$33.00	\$33.00	\$33.00	
<b>T20</b>	<b>Immediate Action Program</b>				
ERC	Non-Federal	\$5.82	\$5.82	\$5.82	
<b>T535</b>	<b>Lackawanna Cutoff MOS Project</b>				
ERC	Federal	\$8.84	\$50.49		
<b>T95</b>	<b>Light Rail Infrastructure Improvements</b>				
ERC	Non-Federal	\$15.68	\$15.68	\$15.68	
<b>T550</b>	<b>Light Rail Vehicle Rolling Stock</b>				
ERC	Federal	\$0.00	\$7.17		
<b>T53E</b>	<b>Locomotive Overhaul</b>				
CAP	Federal		\$20.75		
CAP	Non-Federal	\$7.06	\$7.06	\$7.06	
<b>T610</b>	<b>Lyndhurst Intermodal ADA Improvements</b>				
ERC	Federal	\$0.00	\$5.88	\$5.08	
ERC	Non-Federal		\$24.41		

\* NJTPA estimates to receive 75% share of Statewide program funding.

<b>Work Phase</b>	<b>Funding Source</b>	<b>Original FY20TIP Funds</b>	<b>Revised FY20 TIP Funds</b>	<b>FY20 Obligation</b>	<b>Prior Year Funds Obligated in FY20</b>
<b>T122</b>	<b>Miscellaneous</b>				
ERC	Non-Federal	\$3.15	\$3.15	\$3.15	
<b>T600</b>	<b>NEC Elizabeth Intermodal Station Improvements</b>				
ERC	Federal	\$0.08	\$50.91	\$20.00	
<b>T44</b>	<b>NEC Improvements</b>				
ERC	Federal	\$42.56	\$75.32	\$71.31	
ERC	Non-Federal	\$116.98	\$116.98	\$116.98	
<b>T532</b>	<b>New Brunswick Station Platform Ext. and Elevator Imprvmts (Liberty Corridor)</b>				
CAP	Federal	\$0.00	\$9.89		
<b>T126</b>	<b>New CMAQ Bus and Rail Services</b>				
ERC	Federal	\$0.00	\$0.96	\$0.96	
<b>T55</b>	<b>Other Rail Station/Terminal Improvements</b>				
ERC	Federal		\$18.66	\$11.85	
ERC	Non-Federal	\$8.18	\$8.18	\$8.18	
<b>T620</b>	<b>Perth Amboy Intermodal ADA Improvements</b>				
ERC	Federal	\$0.00	\$57.86	\$2.50	
<b>T121</b>	<b>Physical Plant</b>				
ERC	Non-Federal	\$1.17	\$1.17	\$1.17	
<b>T538</b>	<b>Portal Bridge North</b>				
ERC	Non-Federal	\$51.49	\$51.49	\$51.49	
<b>T135</b>	<b>Preventive Maintenance-Bus</b>				
CAP	Federal	\$78.88	\$118.01	\$80.95	
<b>T39</b>	<b>Preventive Maintenance-Rail</b>				
CAP	Federal	\$226.93	\$274.88	\$237.04	
<b>T106</b>	<b>Private Carrier Equipment Program</b>				
CAP	Non-Federal	\$2.80	\$2.80	\$2.80	
<b>T34</b>	<b>Rail Capital Maintenance</b>				
CAP	Non-Federal	\$91.79	\$91.79	\$91.79	
<b>T53G</b>	<b>Rail Fleet Overhaul</b>				
CAP	Non-Federal	\$8.95	\$8.95	\$8.95	
<b>T112</b>	<b>Rail Rolling Stock Procurement</b>				
CAP	Federal	\$142.04	\$226.16	\$193.18	
CAP	Non-Federal	\$63.99	\$63.99	\$63.99	
<b>T37</b>	<b>Rail Support Facilities and Equipment</b>				
ERC	Federal	\$2.00	\$8.54	\$6.86	
ERC	Non-Federal	\$23.12	\$23.12	\$16.81	
<b>T509</b>	<b>Safety Improvement Program</b>				
ERC	Non-Federal	\$0.93	\$0.93	\$0.93	
<b>T150</b>	<b>Section 5310 Program</b>				
CAP	Federal	\$5.11	\$5.11	\$5.11	
CAP	Non-Federal	\$1.05	\$1.05	\$1.05	
<b>T151</b>	<b>Section 5311 Program</b>				
CAP	Federal	\$3.01	\$3.01	\$3.01	
CAP	Non-Federal	\$1.40	\$1.40	\$1.40	
<b>T508</b>	<b>Security Improvements</b>				
SWI	Non-Federal	\$1.83	\$1.83	\$1.83	

Work Phase	Funding Source	Original FY20 TIP Funds	Revised FY20 TIP Funds	FY20 Obligation	Prior Year Funds Obligated in FY20
<b>T50</b>	<b>Signals and Communications/Electric Traction Systems</b>				
ERC	Federal		\$16.70		
ERC	Non-Federal	\$66.44	\$66.44	\$66.44	
<b>T120</b>	<b>Small/Special Services Program</b>				
EC	Federal		\$8.54		
EC	Non-Federal	\$0.96	\$0.96	\$0.96	
<b>T88</b>	<b>Study and Development</b>				
PLS	Non-Federal	\$4.02	\$4.02	\$4.04	
<b>T500</b>	<b>Technology Improvements</b>				
EC	Non-Federal	\$17.54	\$17.54	\$17.54	
<b>T42</b>	<b>Track Program</b>				
ERC	Non-Federal	\$16.72	\$16.72	\$16.72	
<b>T210</b>	<b>Transit Enhancements/Transp Altern Prog (TAP)/Altern Transit Improv (ATI)</b>				
ERC	Federal	\$13.77	\$45.75	\$12.17	
<b>T300</b>	<b>Transit Rail Initiatives</b>				
ERC	Non-Federal	\$3.18	\$3.18	\$3.18	
	Federal	\$535.78	\$1,040.08	\$685.36	\$0.00
	Non-Federal	\$731.67	\$756.07	\$725.38	\$0.00
<b>NJ TRANSIT Projects and Programs Total</b>		<b>\$1,267.44</b>	<b>\$1,796.15</b>	<b>\$1,410.74</b>	



**Table 4**  
**NJTPA FY 2020 TIP FINAL OBLIGATION STATUS**  
(in \$ millions)

<b>Sandy Recovery Projects and Programs *</b>				
Work Phase	Funding Source	Original FY20 TIP Funds	Revised FY20 TIP Funds	FY20 Obligation
<b>NJ TRANSIT Projects and Programs</b>				
<b>T910</b>	<b>NJ TRANSIT Grid Project</b>			
ERC	Federal	\$0.00	\$363.94	\$363.94
ERC	Non-Federal			\$6.00
<b>PANYNJ Projects and Programs</b>				
<b>PA1424</b>	<b>Concrete Sea Wall East of Harrison Car Maintenance Facility</b>			
CON	Federal	\$1.16	\$8.51	
CON	Non-Federal	\$0.13	\$0.95	
<b>PA1416</b>	<b>Lifts</b>			
CON	Federal	\$1.00	\$1.00	
CON	Non-Federal	\$0.11	\$0.11	
<b>PA1410</b>	<b>Priority Protective Measures</b>			
CON	Federal	\$11.95	\$6.13	
CON	Non-Federal	\$1.33	\$0.68	
<b>PA1411</b>	<b>Priority Protective Measures with Potential Environmental Impacts</b>			
CON	Federal	\$0.20	\$0.20	
CON	Non-Federal	\$0.02	\$0.02	
<b>PA1711</b>	<b>Rehabilitation of PATH Stations</b>			
CON	Federal	\$4.50	\$4.50	
CON	Non-Federal	\$0.50	\$0.50	
<b>PA1710</b>	<b>Repairs at Harrison Car Maintenance Facility</b>			
CON	Federal	\$4.83	\$4.83	
CON	Non-Federal	\$0.54	\$0.54	
<b>PA1910</b>	<b>Replacement of Harrison Station South West Head House and Platform</b>			
CON	Federal		\$40.72	
CON	Non-Federal		\$4.53	
<b>PA1412</b>	<b>Salt Mitigation</b>			
CON	Federal	\$10.55	\$10.55	
CON	Non-Federal	\$1.17	\$1.17	
<b>PA1419</b>	<b>Trackwork Repair and Restoration</b>			
CON	Federal	\$14.44	\$4.93	
CON	Non-Federal	\$1.61	\$0.55	
<b>PA1415</b>	<b>Vertical Transportation</b>			
CON	Federal	\$3.30	\$3.30	
CON	Non-Federal	\$0.37	\$0.37	
	Federal	\$51.93	\$448.59	\$363.94
	Non-Federal	\$5.77	\$9.41	\$6.00
	<b>Sandy Recovery Total</b>	<b>\$57.70</b>	<b>\$458.00</b>	<b>\$369.94</b>

\* NJTPA estimates to receive 75% share of Statewide program funding.