

# **Annual Listing of Obligated Projects FY 2018—2021 TIP FY 2019**

*Defining the Vision. Shaping the Future.*



**NORTH JERSEY TRANSPORTATION PLANNING AUTHORITY, INC.**  
The Metropolitan Planning Organization for Northern New Jersey

March 2020

## **FY 2019 Annual Listing of Obligated Projects FY 2018 – 2021 TIP**

North Jersey Transportation Planning Authority, Inc.

The purpose of this report is to show which projects in the FY 2018-FY 2021 Transportation Improvement Program (TIP) for FY 2019 have received federal and state commitments for funding.<sup>1</sup> A federal obligation is the result of a formal agreement, an authorization to proceed, between the NJTPA Subregions, NJDOT, NJ TRANSIT, PANYNJ and the USDOT. This agreement contractually commits the USDOT and the State of New Jersey to fund a specific phase of a project.

The FY 2018 TIP included project funding for four years (FYs 2018, 2019, 2020, and 2021). This report focuses on the FY 2019 element of the FY 2018-FY 2021 TIP.

State funds are obligated through a similar process within the government of New Jersey but unlike federal funds, state funds retain their obligation authority in future state fiscal years if not obligated. For the purposes of this report, non-federal funds include both State and “other funds” which are funding sources including potential local match or other partnership resources, including those of the Port Authority of New York and New Jersey and the New Jersey Turnpike Authority. Non-federal as well as federal funds are shown in this report to give a complete picture of funding as shown in the TIP. Non-federal and federal funds are mixed in some projects.

This report examines obligations for FY 2019 in total and on a project-by-project basis, to show:

1. The amount of transportation funds (federal, non-federal) that were obligated, compared to what was programmed in the NJTPA Board approved FY 2018- 2021 TIP for FY 2019;
2. How categories of projects compared with one another in terms of obligated funding;
3. Programmed and obligated funding in comparison with expenditure goals of the NJTPA Board of Trustees; and
4. Which individual TIP projects were obligated, and which were not, during FY 2019, with programmed, revised and obligated funding listed for each project.

### **Background**

The NJTPA prepares a TIP, which is a list of transportation projects that are advanced enough in their planning, project development, and preliminary engineering stages to merit funding commitments. The TIP lists the amount of funding, the schedule, and the type of work to be carried out for each project. The NJTPA’s project development process is described fully in the

---

<sup>1</sup> This report was financed by the Federal Transit Administration and the Federal Highway Administration of the U.S. Department of Transportation. The NJTPA is solely responsible for its contents.

TIP Introduction.<sup>2</sup> This process is also described in summary form in the NJTPA's *Citizen's Guide* (see <http://www.njtpa.org/Get-Involved/Info-Resources/Citizen-s-Guide.aspx>).

The TIP is prepared on a two-year cycle and shows a funding schedule for projects that commence at the beginning of the federal fiscal year on October 1.<sup>3</sup> Therefore, when the TIP is prepared, it represents the best estimate of project funding for a period that is well in advance of actual funding. The Obligation Report is prepared after the end of the federal fiscal year and lists the actual level of project authorizations during the fiscal year.

Circumstances are subject to change between TIP preparation and the end of the federal fiscal year, which can impact the progress of individual projects. Such changes are incorporated into the TIP through a modification and amendment process in which the implementing agencies and NJTPA Board of Trustees collaborate.

On December 4, 2015, President Obama signed the Fixing America's Surface Transportation (FAST) (Pub. L. No. 114-94) Act into law—to provide long-term funding certainty for surface transportation infrastructure planning and investment. The FAST Act authorizes \$305 billion over fiscal years 2016- 2020 for highway maintenance, highway and motor vehicle safety, public transportation, motor carrier safety, hazardous materials safety, rail, and research, technology, and statistics programs.

On the State side, the Transportation Trust Fund statute (NJSA 27:1B et al.) authorizes the issuance of up to \$12 billion in Transportation Program Bonds between FY 2017 and FY 2024. As of September 1, 2019, the fuel tax on gasoline was 41.4 cents per gallon.

All revenue derived from motor fuels taxes is now constitutionally dedicated to transportation purposes in accordance with the voter-approved amendment of Article VIII, Section II, paragraph 4 of the New Jersey Constitution. The constitution continues to provide an annual dedication of no less than \$200 million from the Sales and Use Tax.

In addition, federal funds that can be accessed for transportation projects are limited by Congress, depending on current budgetary circumstances. On an annual basis, Congress and the Administration create obligation limitations which specify the portion of legislated funds that can be utilized. The limitations are created just prior to the beginning of the federal fiscal year, several months after the TIP is drafted. The TIP is programmed based on legislated (apportioned) funding, which is worked out well before TIP preparation. Obligation limitations and rescissions may change the amount that is available during the TIP's fiscal year.

Finally, the amount of transportation funding may vary during a fiscal year based on federal fuel tax receipts. Surpluses or deficits in fuel tax receipts are distributed among the states periodically during the year. This can therefore affect funding availability for obligation of projects in the TIP.

---

<sup>2</sup> The current TIP, with an Introduction that describes the TIP development process, can be found at [http://njtpa.org/Projects-Programs/Transportation-Improvement-Program-\(TIP\)/Current-TIP.aspx](http://njtpa.org/Projects-Programs/Transportation-Improvement-Program-(TIP)/Current-TIP.aspx)

<sup>3</sup> FY 2019 began on October 1, 2018 and ended on September 30, 2019. The FY 2018 TIP was prepared during the spring of 2017 and adopted by the NJTPA Board of Trustees on November 13, 2017.

## Obligated Versus Programmed Funding in FY 2019

The FY 2018 TIP called for the expenditure of \$3.000 billion, of which \$2.980 billion was obligated during FY 2019. Thus, total obligations represented **99.3% of programmed FY 2019 funding** (includes state and federal funds), **compared to 96.0% that were obligated in FY 2018. Please note, these figures exclude the FY 2019 obligation of \$45.829 million NJ TRANSIT Sandy Recovery Section 5324 funds shown in Table 3.**

Table 1 shows how obligated versus programmed funding was distributed by project types in FY 2019. In November 2017, the Board of Trustees adopted an updated Regional Capital Investment Strategy (RCIS) that included spending goals applicable to categories of projects and programs in the NJTPA region. The RCIS is included in Plan 2045: The Regional Transportation Plan for Northern New Jersey, which was approved by the NJTPA Board of Trustees in November 2017. In Table 1, projects are grouped into the Board’s RCIS spending goal categories (hereinafter referred to as “RCIS Categories”).<sup>4</sup>

Table 1  
**FY 2019 Element of FY 2018 TIP**  
**Obligated Total Funding as a Percent of Programmed Expenditures**  
**Detailed RCIS Board Categories**

RCIS Board Category	TIP Programmed Expenditures (Million \$)	Obligated Funding (Million \$)	Programmed Amount Not Obligated (Million \$)	Obligated Percent of Programmed
Bridges	\$425.77	\$425.18	\$0.59	99.9%
Road Preservation	\$291.20	\$371.93	-\$80.73	127.7%
Minor Road Improvements	\$121.94	\$112.12	\$9.82	91.9%
Major Road Capacity	\$32.00	\$4.64	\$27.36	14.5%
Transit Preservation	\$889.32	\$1,125.85	-\$236.53	126.6%
Transit Enhancement	\$69.15	\$70.18	-\$1.03	101.5%
Transit Expansion	\$78.65	\$49.52	\$29.13	63.0%
Dedicated Freight	\$100.69	\$15.83	\$84.87	15.7%
ITS/Incident Mgmt.	\$110.80	\$95.65	\$15.15	86.3%
Travel Demand Mgmt.	\$25.27	\$16.63	\$8.65	65.8%
Safety	\$136.09	\$80.16	\$55.94	58.9%
Bicycle/Pedestrian	\$54.10	\$34.15	\$19.94	63.1%
Other	\$664.77	\$578.10	\$86.67	87.0%
<b>TOTAL</b>	<b>\$2,999.75</b>	<b>\$2,979.93</b>	<b>\$19.82</b>	<b>99.3%</b>

Sources: NJDOT and NJ TRANSIT.

Note: Obligations are from original TIP but exclude the Disaster Relief Appropriations Act of 2013 authorizations.

<sup>4</sup> RCIS goals do not include the category “Other/Unallocated” shown in Table 1.

The Table 1 data is shown graphically in Figure 1. Obligated funding for 7 of the 13 categories exceeded 80% of programmed funding.

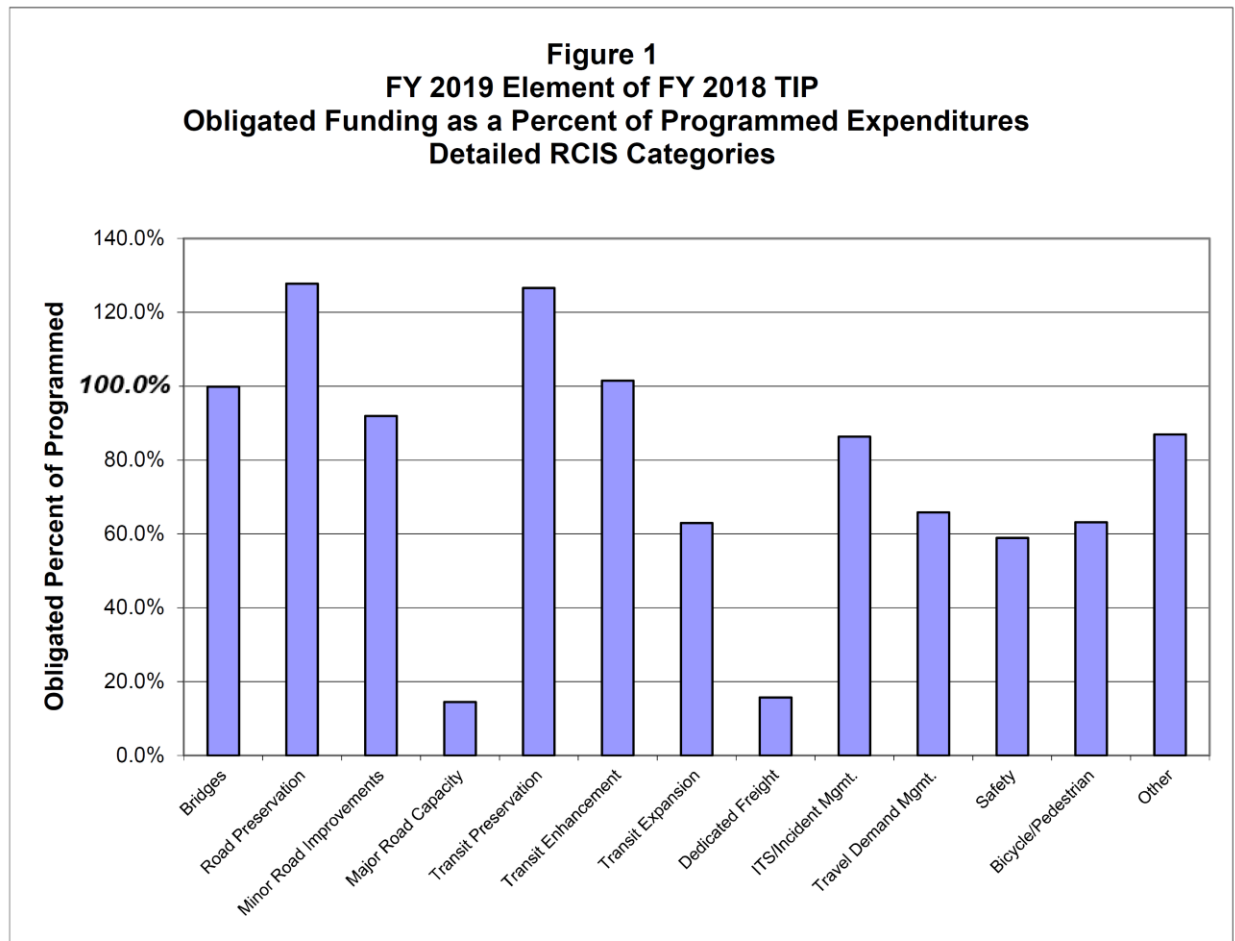


Table 2 shows that there are differences between the obligation amounts for federal and non-federal funds. Total **Federal obligations were 112.1%** of programmed expenditures; for Non-Federal funds **90% of State and Other funds** were obligated. In total, **99.3% of all funds were obligated.**

Programmed NJDOT federal funding in FY 2019 was \$749.85 million, of which \$826.28 million (110.2%) was obligated. A lower percentage of NJDOT state funding and other funding were obligated: 74.6%. Unused state funding authority is carried forward to the next fiscal year. NJ TRANSIT funding was obligated at a level of 123.4% of its programmed state funding and 114.8% of its federal funding.

Once again, it is important to note that programmed federal funding for NJDOT projects cannot be rolled over into the following fiscal year. Thus, unobligated NJDOT projects must find new funding for the next fiscal year. However, unobligated federal funding for NJ TRANSIT projects can be utilized in future fiscal years. This difference affects the amount of federal funding that gets obligated for NJDOT and NJ TRANSIT.

Table 2  
**NJTPA FY 2019 Element of FY 2018 TIP OBLIGATION STATUS**  
**(in \$ millions)**

**Federal Funds**

	<b>TIP Programmed</b>	<b>Obligated</b>	<b>% Obligated</b>
<b>NJDOT</b>	\$749.85	\$826.28	110.2%
<b>NJ TRANSIT</b>	\$519.94	\$596.96	114.8%
<b>TOTAL</b>	\$1,269.80	\$1,423.24	112.1%

**Non-Federal Funds (State and Other Funds)**

	<b>TIP Programmed</b>	<b>Obligated</b>	<b>% Obligated</b>
<b>NJDOT</b>	\$1,183.64	\$882.76	74.6%
<b>NJ TRANSIT</b>	\$546.31	\$673.94	123.4%
<b>TOTAL</b>	\$1,729.95	\$1,556.69	90.0%

<b>FEDERAL AND NON-FEDERAL TOTAL</b>	<b>\$2,999.75</b>	<b>\$2,979.93</b>	<b>99.3%</b>
--------------------------------------	-------------------	-------------------	--------------

Note: Excludes projects from the Disaster Relief Appropriations Act of 2013.

## **NJ TRANSIT Sandy Recovery Obligations**

The U.S. Department of Transportation has awarded NJ TRANSIT/PANYNJ Section 5324/5307 funding through the Federal Transit Administration's Public Transportation Emergency Relief Program for repair, recovery and resiliency projects associated with Superstorm Sandy.

Tables 3 provides a summary of the NJ TRANSIT Sandy Recovery Obligations in FY 2019 which are not included in FY 2018 TIP obligation calculations.

**Table 3**

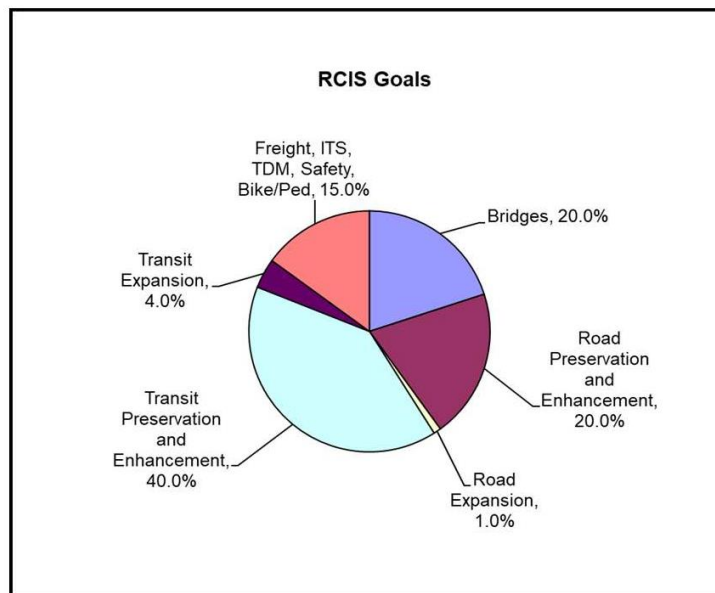
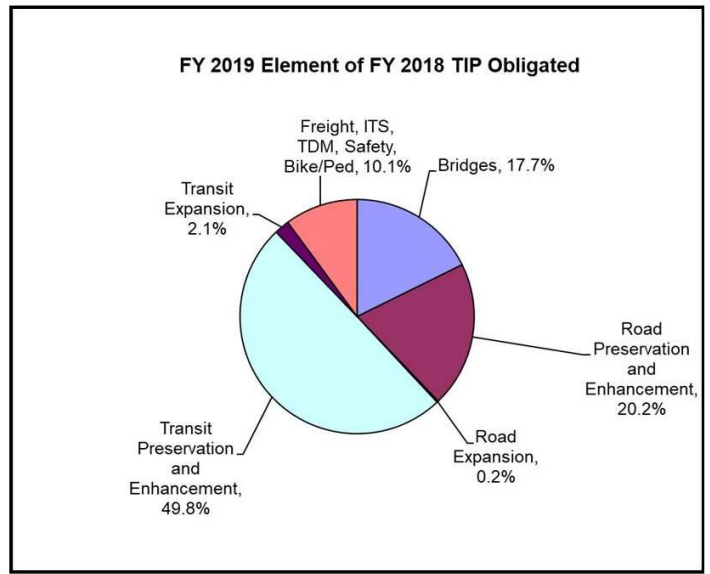
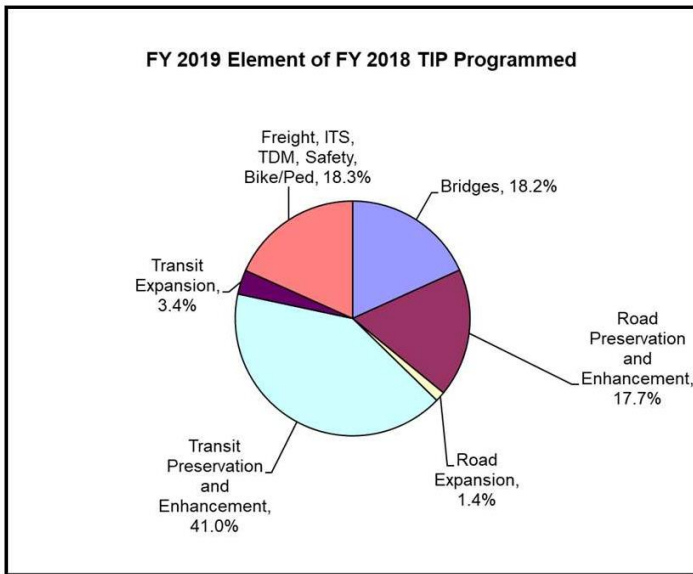
<b>NJ TRANSIT Sandy Recovery Projects Obligations</b>		
<b>Fund Year</b>	<b>Fund</b>	<b>Obligated Amount (Million \$)</b>
2019	SECT 5324	\$45.829
	<b>Total:</b>	<b>\$45.829</b>

## **Distribution of Programmed versus Obligated Funding, Compared with RCIS Goals**

The RCIS spending goals are weighted heavily in favor of preservation and enhancement of existing facilities, both highway and transit. Figure 2 shows these distributions, using the RCIS categories.

Figure 2 portrays a relationship between obligated and programmed funding in FY 2019. Obligated funding for both Preservation and Enhancement categories (NJDOT and NJ TRANSIT) was a higher proportion of total obligations than programmed funding (70% vs. 60%). The chart clearly shows the emphasis of transit preservation and roadway rehabilitation/resurfacing projects in FY 2019. Transit Expansion obligations were less than RCIS Goals levels (2.1% vs. 4%) and obligations for Bridges were also less than RCIS Goals levels (17.7% vs. 20%). Overall, when bridges are combined with Roadway Preservation, obligations were slightly less than RCIS goals (37.9% vs. 40%).

**Figure 2**  
**Distribution Percent of Expenditures By RCIS Category**





## **Annual Listing of Obligated Projects**

Table 4 is a listing of projects in FY 2019 (each project in each county, regionwide or statewide programs, and transit projects and programs), including:

1. Work Phase of the project, e.g., the type of work that was programmed for FY 2019.
2. Funding Source, divided into federal and non-federal.
3. Original TIP Funds or the funds programmed at the time of TIP publication.
4. Revised TIP Amount, representing the amount of funding after TIP modifications and amendments during FY 2019.
5. FY 2019 Obligation, representing federal funding commitments made during FY 2019.

Table 4 is organized similarly to the project listing in FY 2019: NJDOT projects by county, NJDOT regionwide and statewide programs, and NJ TRANSIT projects and programs. Within each of those headings, projects are organized into those work phases that were not obligated, and those that were. Statewide programs are calculated using a multiplier of 75 percent, which represents the NJTPA's allocation of statewide funding, based on its share of New Jersey population.

**Table 4**  
**NJTPA FY 2019 TIP FINAL OBLIGATION STATUS**  
**BY COUNTY (in \$ millions)**

<b>NJDOT Projects</b>				
<b>BERGEN COUNTY PROJECTS</b>				
<b>Work Phase</b>	<b>Funding Source</b>	<b>FY19 Original Amount</b>	<b>FY19 Including Revisions</b>	<b>FY19 Obligation</b>
<b>15415</b>	<b>ADA North, Contract 5</b>			
CON	Non-Federal	\$1.10	\$1.10	\$0.10
<b>15416</b>	<b>ADA North, Contract 6</b>			
CON	Non-Federal	\$2.53	\$2.53	
<b>NS9606</b>	<b>Fifth Avenue Bridge (AKA Fair Lawn Avenue Bridge) over Passaic River</b>			
CON	Federal		\$17.50	
<b>98546</b>	<b>Market Street/Essex Street/Rochelle Avenue</b>			
DES	Federal	\$1.00	\$1.00	
<b>9240</b>	<b>Route 1&amp;9, Bridge over NYS&amp;W RR &amp; Division Street to Fairview Avenue</b>			
PE	Non-Federal	\$1.50	\$1.50	
<b>08410</b>	<b>Route 4, Grand Avenue Bridge</b>			
PE	Federal		\$2.00	
DES	Federal		\$4.70	
DES	Non-Federal	\$4.70		
<b>02346</b>	<b>Route 4, Hackensack River Bridge</b>			
PE	Federal		\$5.50	\$5.39
PE	Non-Federal	\$5.50		
<b>94064</b>	<b>Route 4, Jones Road Bridge</b>			
DES	Non-Federal	\$1.40	\$1.40	\$2.32
ROW	Non-Federal	\$0.60	\$0.60	
UTI	Federal	\$6.00	\$6.00	
<b>12431A</b>	<b>Route 4, River Drive to Tunbridge Road</b>			
CON	Federal	\$7.35	\$7.35	
<b>93134</b>	<b>Route 4, Teaneck Road Bridge</b>			
DES	Non-Federal	\$2.00	\$2.00	
ROW	Non-Federal	\$0.60	\$0.60	
<b>12431B</b>	<b>Route 4, Tunbridge Road to Route 9W</b>			
CON	Federal	\$12.00	\$6.00	
<b>11406</b>	<b>Route 9W, Palisades Avenue to New York State Line</b>			
DES	Non-Federal	\$1.20	\$1.20	
<b>14319</b>	<b>Route 17, Bridges over NYS&amp;W RR &amp; RR Spur &amp; Central Avenue (CR 44)</b>			
PE	Non-Federal	\$2.00	\$2.00	
<b>11357</b>	<b>Route 17, Sprout Brook, Culvert Replacement</b>			
DES	Non-Federal	\$0.60	\$0.60	
<b>12428</b>	<b>Route 46, Bergen Boulevard to Main Street</b>			
CON	Federal	\$6.67	\$6.67	
<b>16348</b>	<b>Route 46, Bridge over Erie-Lackawanna Railroad</b>			
PE	Non-Federal	\$0.70	\$0.70	
<b>14418</b>	<b>Route 46, Bridges over Route 17</b>			
PE	Non-Federal	\$2.50	\$2.50	
<b>11355</b>	<b>Route 208, Wyckoff Twp., Bergen Co., Culvert Replacement</b>			
DES	Non-Federal	\$0.75	\$0.75	
<b>15430</b>	<b>Route 3 EB, Bridge over Hackensack River &amp; Meadowlands Parkway</b>			
PE	Non-Federal	\$3.50	\$3.50	
	Federal	\$33.02	\$56.72	\$5.39
	Non-Federal	\$31.18	\$20.98	\$2.42
	<b>Bergen Total</b>	<b>\$64.20</b>	<b>\$77.70</b>	<b>\$7.82</b>

ESSEX COUNTY PROJECTS				
Work Phase	Funding Source	FY19 Original Amount	FY19 Including Revisions	FY19 Obligation
<b>N1605</b> PE	<b>CR 508 (Central Avenue), Bridge over City Subway</b> Federal		\$0.50	
<b>N1706</b> CON	<b>Main Street and Scotland Road, Intersection Improvements</b> Federal		\$0.73	\$0.74
<b>NS9812</b> CON	<b>McClellan Street Underpass</b> Non-Federal	\$15.00	\$15.00	
<b>N1501</b> CON	<b>Port Newark Container Terminal (PNCT) Access Improvement and Expansion Project</b> Non-Federal	\$33.20	\$11.20	
<b>12408B</b> DES UTI	<b>Route 7, Mill Street (CR 672) to Park Avenue (CR 646)</b> Non-Federal Non-Federal	\$1.40 \$0.50	\$1.40 \$0.50	
<b>15439</b> PE	<b>Route 10, Chelsea Drive to Kelly Drive</b> Non-Federal	\$1.50	\$1.50	
<b>9233B6</b> DES	<b>Route 23, Route 80 and Route 46 Interchange</b> Non-Federal	\$2.50	\$2.50	
<b>15371</b> CON	<b>Route 27, Dehart Place to Route 21</b> Federal		\$13.26	
<b>06366B</b> DES CON	<b>Route 46, Route 287 to Route 23 (Pompton Avenue), ITS</b> Federal Federal		\$2.23	\$2.23
<b>16327</b> CON	<b>Route 280 Rockfall Mitigation, West Orange Township</b> Federal	\$3.30	\$3.30	
<b>12318</b> ROW	<b>Route 280, WB Ramp over 1st &amp; Orange Streets, Newark Subway &amp; NJ Transit</b> Non-Federal	\$0.15	\$0.15	
	Federal	\$9.20	\$20.01	\$2.97
	Non-Federal	\$54.25	\$32.25	\$0.00
	<b>Essex Total</b>	<b>\$63.45</b>	<b>\$52.26</b>	<b>\$2.97</b>

## HUDSON COUNTY PROJECTS

Work Phase	Funding Source	FY19 Original Amount	FY19 Including Revisions	FY19 Obligation
<b>15416</b>	<b>ADA North, Contract 6</b>			
CON	Non-Federal	\$2.53	\$2.53	
<b>N1904</b>	<b>Bayonne Commuter Ferry Pier and Dock Improvements</b>			
CON	Federal		\$0.66	
<b>N1704</b>	<b>Johnston Avenue Road Improvements</b>			
CON	Federal	\$1.37	\$2.19	\$2.19
<b>16307</b>	<b>Paterson Plank Road (CR 681), Bridge over Route 3 at MP 10.04</b>			
ROW	Non-Federal	\$0.10	\$0.10	
<b>17356</b>	<b>Pedestrian Bridge over Route 440</b>			
CON	Federal	\$4.05	\$4.05	
CON	Non-Federal	\$0.25	\$0.25	
<b>08440</b>	<b>Riverbank Park Bike Trail</b>			
CON	Non-Federal		\$1.82	
<b>9240</b>	<b>Route 1&amp;9, Bridge over NYS&amp;W RR &amp; Division Street to Fairview Avenue</b>			
PE	Non-Federal	\$1.50	\$1.50	
<b>12386</b>	<b>Route 3 &amp; Route 495 Interchange</b>			
PE	Non-Federal	\$3.25	\$3.25	
<b>08346</b>	<b>Route 3, Bridge over Northern Secondary &amp; Ramp A</b>			
CON	Federal		\$23.26	\$22.64
CON	Non-Federal		\$4.00	
<b>93186</b>	<b>Route 7, Kearny, Drainage Improvements</b>			
DES	Federal		\$7.00	\$6.94
DES	Non-Federal	\$6.00		
ROW	Non-Federal	\$3.40	\$3.40	
<b>15430</b>	<b>Route 3 EB, Bridge over Hackensack River &amp; Meadowlands Parkway</b>			
PE	Non-Federal	\$3.50	\$3.50	
	Federal	\$5.42	\$37.16	\$31.77
	Non-Federal	\$20.53	\$20.35	\$0.00
	<b>Hudson Total</b>	<b>\$25.95</b>	<b>\$57.50</b>	<b>\$31.77</b>

HUNTERDON COUNTY PROJECTS				
Work Phase	Funding Source	FY19 Original Amount	FY19 Including Revisions	FY19 Obligation
<b>NS9806</b>	<b>Church Street Bridge, CR 579</b>			
ROW	Federal	\$0.40	\$0.40	
<b>15322</b>	<b>Delaware &amp; Raritan Canal Bridges</b>			
PE	Non-Federal	\$1.00	\$1.00	
<b>14425</b>	<b>Route 22, Bridge over NJT Raritan Valley Line</b>			
PE	Non-Federal	\$1.00	\$1.00	
<b>11413C</b>	<b>Route 29, Alexauken Creek Road to Washington Street</b>			
DES	Non-Federal	\$1.40	\$1.40	
<b>16351</b>	<b>Route 29, Bridge over Copper Creek</b>			
DES	Non-Federal	\$1.05	\$1.05	
ROW	Non-Federal	\$0.15	\$0.15	
<b>08327B</b>	<b>Route 31 SB, CR 523 (Walter Foran Boulevard) to Wescott Drive (CR 600)</b>			
ROW	Non-Federal	\$0.10	\$0.10	
<b>08327C</b>	<b>Route 31, Church Street (CR 650) to E Main Street/Flemington Jct Road</b>			
PE	Non-Federal	\$1.00	\$1.00	
<b>08327D</b>	<b>Route 31, HealthQuest Boulevard to River Road</b>			
PE	Non-Federal	\$1.30	\$1.30	
<b>11342A</b>	<b>Route 31, Route 78/22 to Graysrock Road</b>			
DES	Federal		\$1.10	
DES	Non-Federal	\$1.10		
<b>15338</b>	<b>Route 78 Rockfall Mitigation, Bethlehem Township</b>			
CON	Federal	\$8.00	\$8.00	
	Federal	\$8.40	\$9.50	\$0.00
	Non-Federal	\$8.10	\$7.00	\$0.00
	<b>Hunterdon Total</b>	<b>\$16.50</b>	<b>\$16.50</b>	<b>\$0.00</b>

# MIDDLESEX COUNTY PROJECTS

Work Phase	Funding Source	FY19 Original Amount	FY19 Including Revisions	FY19 Obligation
<b>15322</b>	<b>Delaware &amp; Raritan Canal Bridges</b>			
PE	Non-Federal	\$1.00	\$1.00	
<b>14423</b>	<b>Grove Avenue, Bridge over Port Reading RR</b>			
PE	Federal		\$0.75	\$1.09
DES	Federal		\$1.40	
DES	Non-Federal	\$1.40		
<b>N1705</b>	<b>Livingston Avenue Complete Streets</b>			
CON	Federal	\$6.01	\$6.01	\$5.24
<b>99316</b>	<b>Oak Tree Road Bridge, CR 604</b>			
ROW	Non-Federal	\$0.25	\$0.25	
<b>15303</b>	<b>Route 1, NB Bridge over Raritan River</b>			
DES	Non-Federal	\$2.00	\$2.00	
<b>079A</b>	<b>Route 9/35, Main Street Interchange</b>			
DES	Non-Federal	\$1.20	\$1.20	
<b>16352</b>	<b>Route 18 NB, Bridge over Conrail</b>			
DES	Non-Federal	\$0.80	\$0.80	
<b>10354</b>	<b>Route 18, East Brunswick, Drainage and Pavement Rehabilitation</b>			
CON	Federal	\$18.00	\$18.00	
<b>10316A</b>	<b>Route 27 ADA Ramps, Evergreen St to Elizabeth River</b>			
CON	Federal	\$10.60	\$10.60	
CON	Non-Federal			\$9.36
<b>11307</b>	<b>Route 34, CR 537 to Washington Ave., Pavement</b>			
PE	Federal		\$7.50	\$8.00
<b>10381</b>	<b>Route 35, Heards Brook and Woodbridge Creek, Culvert Replacement</b>			
DES	Non-Federal	\$0.70	\$0.70	
<b>15392</b>	<b>Route 35, Route 9 to Colonia Boulevard</b>			
DES	Non-Federal	\$0.75	\$0.75	
<b>16339</b>	<b>Route 130, Bridge over Millstone River</b>			
PE	Non-Federal	\$0.70	\$0.70	
<b>11309</b>	<b>Route 130, Westfield Ave. to Main Street</b>			
CON	Federal	\$4.60	\$4.60	
<b>00321</b>	<b>Schalk's Crossing Road Bridge, CR 683</b>			
CON	Non-Federal	\$13.46	\$13.46	
	Federal	\$39.20	\$48.85	\$14.34
	Non-Federal	\$22.26	\$20.86	\$9.36
	<b>Middlesex Total</b>	<b>\$61.46</b>	<b>\$69.71</b>	<b>\$23.70</b>

MONMOUTH COUNTY PROJECTS				
Work Phase	Funding Source	FY19 Original Amount	FY19 Including Revisions	FY19 Obligation
<b>15417</b>	<b>ADA Central, Contract 1</b>			
DES	Non-Federal			\$4.10
<b>NS0403</b>	<b>County Route 537 Corridor, Section A, NJ Rt. 33 Business and Gravel Hill Road</b>			
DES	Federal		\$4.20	\$3.81
DES	Non-Federal	\$3.00		
<b>HP01002</b>	<b>Halls Mill Road</b>			
CON	Federal		\$28.00	\$28.07
<b>NS9306</b>	<b>Monmouth County Bridges W7, W8, W9 over Glimmer Glass and Debbie's Creek</b>			
DES	Federal		\$3.00	
<b>12379</b>	<b>Route 33 Business, Bridge over Conrail Freehold Secondary Branch</b>			
PE	Federal		\$1.25	
<b>14422</b>	<b>Route 33, Bridge over Millstone River</b>			
DES	Non-Federal	\$1.00	\$1.00	
<b>11315</b>	<b>Route 34, Bridge over former Freehold and Jamesburg Railroad</b>			
CON	Federal		\$14.24	\$15.40
<b>11307</b>	<b>Route 34, CR 537 to Washington Ave., Pavement</b>			
PE	Federal		\$7.50	\$8.00
<b>14429</b>	<b>Route 35, Bridge over North Branch of Wreck Pond</b>			
DES	Non-Federal	\$0.65	\$0.65	
<b>15389A</b>	<b>Route 35, Old Bridge Road to Route 34 &amp; Route 70</b>			
ROW	Non-Federal	\$1.00	\$1.00	
<b>14357</b>	<b>Route 66, Jumping Brook Road to Bowne Road/Wayside Road</b>			
DES	Federal		\$3.20	\$3.29
ROW	Non-Federal	\$1.50	\$1.50	
<b>15449</b>	<b>Route 71, Bridge over NJ Transit (NJCL)</b>			
PE	Non-Federal	\$1.00	\$1.00	
<b>HP01001</b>	<b>Route 71, Wyckoff Road, CR 547</b>			
ROW	Non-Federal	\$0.60	\$0.60	
<b>14377</b>	<b>Route 195 WB, Route 295 to CR 524/539 (Old York Road)</b>			
CON	Federal	\$0.83	\$0.83	
	Federal	\$0.83	\$62.22	\$58.57
	Non-Federal	\$8.75	\$5.75	\$4.10
	<b>Monmouth Total</b>	<b>\$9.58</b>	<b>\$67.97</b>	<b>\$62.67</b>

# MORRIS COUNTY PROJECTS

Work Phase	Funding Source	FY19 Original Amount	FY19 Including Revisions	FY19 Obligation
<b>15411</b>	<b>ADA North, Contract 1</b>			
CON	Federal	\$6.00	\$6.00	
<b>NS9708</b>	<b>Landing Road Bridge Over Morristown Line, CR 631</b>			
ROW	Non-Federal	\$1.00	\$5.00	
<b>NS9803</b>	<b>NY Susquehanna and Western Rail Line Bicycle/Pedestrian Path</b>			
CON	Federal	\$7.00	\$7.00	
<b>NS9802</b>	<b>Openaki Road Bridge</b>			
DES	Federal		\$1.00	
ROW	Non-Federal	\$0.50		
<b>12303</b>	<b>Route 10, EB widening from Route 202 to Route 53</b>			
DES	Non-Federal	\$1.00	\$1.00	
<b>11339</b>	<b>Route 10, Hillside Ave (CR 619) to Mt. Pleasant Tpk (CR 665)</b>			
DES	Federal		\$2.50	\$2.83
ROW	Federal		\$0.40	\$0.66
ROW	Non-Federal	\$1.00		
<b>12436</b>	<b>Route 10, WB Rt 287 to Jefferson Rd</b>			
CON	Non-Federal	\$3.51	\$3.51	\$3.51
<b>98338C</b>	<b>Route 10/202, NJ 53 to Johnson Road, Operational Improvements</b>			
DES	Non-Federal	\$1.40	\$1.40	
<b>14414</b>	<b>Route 15 SB, Bridge over Rockaway River</b>			
DES	Federal		\$1.50	\$1.83
DES	Non-Federal	\$1.05		
<b>11424</b>	<b>Route 23, Alexander Road to Maple Lake Road</b>			
CON	Federal		\$11.68	
<b>08347</b>	<b>Route 23, Bridge over Pequannock River / Hamburg Turnpike</b>			
DES	Non-Federal	\$3.00	\$3.00	
<b>13316</b>	<b>Route 46, Canfield Avenue</b>			
DES	Federal		\$1.00	\$1.35
<b>06366A</b>	<b>Route 46, Main Street/Woodstone Road (CR 644) to Route 287, ITS</b>			
DES	Federal		\$3.24	\$2.86
CON	Federal	\$5.90		
<b>06366D</b>	<b>Route 46, Main Street/Woodstone Road (CR 644) to Route 80</b>			
DES	Non-Federal	\$1.30	\$1.30	
<b>16318</b>	<b>Route 46, Pequannock Street to CR 513 (West Main Street)</b>			
PE	Non-Federal	\$0.60	\$0.60	
<b>06366B</b>	<b>Route 46, Route 287 to Route 23 (Pompton Avenue), ITS</b>			
DES	Federal		\$2.23	\$2.23
CON	Federal	\$5.90		
<b>12424</b>	<b>Route 53, Pondview Road to Hall Avenue</b>			
DES	Non-Federal	\$0.75	\$0.75	
<b>9237</b>	<b>Route 57/182/46, Hackettstown Mobility Improvements</b>			
CON	Federal	\$2.05	\$2.05	
<b>15444</b>	<b>Route 80, Rockfall Mitigation, Rockaway, Denville, Par-Troy</b>			
CON	Federal	\$3.25	\$3.25	
<b>13350</b>	<b>Route 15 and Berkshire Valley Road (CR 699)</b>			
ROW	Non-Federal	\$0.42	\$0.42	
<b>15405</b>	<b>Route 287 NB, Route 202/206 to South Street (CR 601)</b>			
CON	Federal		\$17.80	\$21.10
	Federal	\$30.10	\$59.65	\$32.86
	Non-Federal	\$15.53	\$16.98	\$3.51
	<b>Morris Total</b>	<b>\$45.64</b>	<b>\$76.64</b>	<b>\$36.37</b>



OCEAN COUNTY PROJECTS				
Work Phase	Funding Source	FY19 Original Amount	FY19 Including Revisions	FY19 Obligation
<b>15417</b>	<b>ADA Central, Contract 1</b>			
DES	Non-Federal			\$4.10
<b>15323</b>	<b>F.R.E.C. Access Road, Bridge over Toms River</b>			
DES	Federal		\$1.10	\$0.98
<b>N1405</b>	<b>Garden State Parkway Interchange 83 Improvements</b>			
PE	Federal		\$1.00	
<b>11418</b>	<b>Route 9, Indian Head Road to Central Ave/Hurley Ave, Pavement</b>			
ROW	Non-Federal	\$0.75	\$8.50	
<b>11330</b>	<b>Route 9, Jones Rd to Longboat Ave</b>			
CON	Federal	\$7.45	\$7.45	
<b>15369</b>	<b>Route 37, Garden State Parkway/Route 9 to Route 166</b>			
CON	Non-Federal	\$4.10	\$4.10	
<b>11385</b>	<b>Route 72, Manahawkin Bay Bridges, Contract 1A &amp; 1B</b>			
UTI	Federal		\$2.50	
CON	Federal	\$20.30		
<b>09322</b>	<b>Route 88, Bridge over Beaver Dam Creek</b>			
DES	Non-Federal	\$1.25	\$1.25	
<b>14324</b>	<b>Route 166, Bridges over Branch of Toms River</b>			
ROW	Non-Federal	\$0.25	\$0.25	
	Federal	\$27.75	\$12.05	\$0.98
	Non-Federal	\$6.35	\$14.10	\$4.10
	<b>Ocean Total</b>	<b>\$34.10</b>	<b>\$26.15</b>	<b>\$5.07</b>

# PASSAIC COUNTY PROJECTS

Work Phase	Funding Source	FY19 Original Amount	FY19 Including Revisions	FY19 Obligation
<b>NS9606</b>	<b>Fifth Avenue Bridge (AKA Fair Lawn Avenue Bridge) over Passaic River</b>			
CON	Federal		\$17.50	
<b>NS9803</b>	<b>NY Susquehanna and Western Rail Line Bicycle/Pedestrian Path</b>			
CON	Federal	\$7.00	\$7.00	
<b>059B</b>	<b>Route 3, Route 46, Valley Road and Notch/Rifle Camp Road Interchange, Contract B</b>			
CON	Federal	\$34.75	\$70.46	\$70.46
<b>12419</b>	<b>Route 19, Colfax Ave (CR 609) to Marshall Street</b>			
CON	Federal		\$5.30	
<b>08372</b>	<b>Route 20, Paterson Safety, Drainage and Resurfacing</b>			
DES	Federal		\$3.00	\$3.35
ROW	Federal		\$0.23	
ROW	Non-Federal	\$0.50		
<b>08347</b>	<b>Route 23, Bridge over Pequannock River / Hamburg Turnpike</b>			
DES	Non-Federal	\$3.00	\$3.00	
<b>11424A</b>	<b>Route 23, High Crest Drive to Macopin River</b>			
PE	Federal		\$1.60	\$1.67
DES	Federal		\$1.05	
DES	Non-Federal	\$1.05		
<b>14440</b>	<b>Route 23, NB Bridge over Pequannock River</b>			
DES	Federal		\$0.80	
DES	Non-Federal	\$0.80		
<b>9233B6</b>	<b>Route 23, Route 80 and Route 46 Interchange</b>			
DES	Non-Federal	\$2.50	\$2.50	
<b>06366C</b>	<b>Route 46, Route 23 (Pompton Avenue) to Route 20, ITS</b>			
DES	Federal		\$2.10	\$2.01
CON	Federal	\$5.90		
<b>06366B</b>	<b>Route 46, Route 287 to Route 23 (Pompton Avenue), ITS</b>			
DES	Federal		\$2.23	\$2.23
CON	Federal	\$5.90		
<b>11341</b>	<b>Route 80 EB, Fairfield Road (CR 679) to Route 19</b>			
CON	Federal		\$7.40	\$11.05
<b>17316</b>	<b>Route 80, Bridge over Passaic River, Riverview Drive &amp; Mc Bride Avenue</b>			
DES	Non-Federal	\$4.40	\$4.40	
<b>N1606</b>	<b>Sixth Avenue (CR 652), Bridge over Passaic River</b>			
PE	Federal		\$0.50	
<b>16308</b>	<b>Taft Avenue, Pedestrian Bridge over Route 80</b>			
DES	Federal		\$1.10	
DES	Non-Federal	\$1.10		
		Federal	\$53.55	\$120.26
		Non-Federal	\$13.35	\$9.90
		<b>Passaic Total</b>	<b>\$66.90</b>	<b>\$130.16</b>
				<b>\$90.77</b>

SOMERSET COUNTY PROJECTS				
Work Phase	Funding Source	FY19 Original Amount	FY19 Including Revisions	FY19 Obligation
<b>99405</b>	<b>Camp Meeting Avenue Bridge over Trenton Line, CR 602</b>			
ROW	Non-Federal	\$1.00	\$1.00	
<b>N1407</b>	<b>County Bridge K0607, New Brunswick Road over Al's Brook</b>			
CON	Non-Federal	\$2.50	\$2.50	
<b>14350</b>	<b>CR 514 (Amwell Road), Bridge over D&amp;R Canal</b>			
CON	Federal		\$3.61	
CON	Non-Federal	\$3.61		
<b>15322</b>	<b>Delaware &amp; Raritan Canal Bridges</b>			
PE	Non-Federal	\$1.00	\$1.00	
<b>14416</b>	<b>Hamilton Road, Bridge over Conrail RR</b>			
DES	Federal		\$1.10	
DES	Non-Federal	\$1.10		
<b>13318</b>	<b>Route 28, Rt 287 to CR 525 (Thompson Avenue)</b>			
PE	Non-Federal	\$0.50	\$0.50	
<b>14415</b>	<b>Route 202, Bridge over North Branch of Raritan River</b>			
PE	Federal		\$1.25	\$2.53
DES	Non-Federal	\$1.00		
<b>11363</b>	<b>Route 202/206, over Branch of Peter's Brook, Culvert Replacement at MP 27.96</b>			
DES	Non-Federal	\$0.50	\$0.50	
<b>779</b>	<b>Route 206 Bypass, Mountain View Road to Old Somerville Road (Sections 14A &amp; 15A) Contract B</b>			
CON	Federal	\$17.00	\$32.00	
<b>780B</b>	<b>Route 206, Doctors Way to Valley Road</b>			
UTI	Federal	\$8.50	\$8.50	
<b>780A</b>	<b>Route 206, Valley Road to Brown Avenue</b>			
DES	Federal		\$4.12	\$4.12
DES	Non-Federal		\$0.52	\$0.52
UTI	Federal	\$5.50	\$5.50	
<b>15405</b>	<b>Route 287 NB, Route 202/206 to South Street (CR 601)</b>			
CON	Federal		\$17.80	\$21.10
	Federal	\$31.00	\$73.89	\$27.75
	Non-Federal	\$11.21	\$6.02	\$0.52
	<b>Somerset Total</b>	<b>\$42.21</b>	<b>\$79.91</b>	<b>\$28.27</b>

## SUSSEX COUNTY PROJECTS

Work Phase	Funding Source	FY19 Original Amount	FY19 Including Revisions	FY19 Obligation
<b>09319</b>	<b>Route 15, Bridge over Paulins Kill</b>			
DES	Federal		\$1.20	\$2.23
DES	Non-Federal	\$0.65		
<b>96039</b>	<b>Route 23, Hardyston Township Improvements</b>			
ROW	Federal		\$3.10	\$3.18
CON	Federal	\$12.30	\$10.40	
<b>15391</b>	<b>Route 94, Pleasant Valley Drive to Maple Grange Road</b>			
CON	Federal	\$6.00	\$6.00	
<b>16326</b>	<b>Route 206 Rockfall Mitigation, Andover Township</b>			
CON	Federal	\$4.65	\$4.65	
<b>12398</b>	<b>Route 206, Pines Road to CR 521 (Montague River Road)</b>			
CON	Federal		\$17.00	\$17.06
	Federal	\$22.95	\$42.35	\$22.46
	Non-Federal	\$0.65	\$0.00	\$0.00
	<b>Sussex Total</b>	<b>\$23.60</b>	<b>\$42.35</b>	<b>\$22.46</b>

UNION COUNTY PROJECTS				
Work Phase	Funding Source	FY19 Original Amount	FY19 Including Revisions	FY19 Obligation
<b>NS0408</b>	<b>Gordon Street over "Out of Service" Conrail Branch, Replacement</b>			
CON	Non-Federal		\$9.75	
<b>17339</b>	<b>Kapkowski Road - North Avenue East Improvement Project</b>			
DES	Federal	\$0.51	\$0.51	
<b>95023</b>	<b>Route 1&amp;9, Interchange at Route I-278</b>			
CON	Non-Federal	\$65.00	\$65.00	
<b>658C</b>	<b>Route 22, Bloy Street to Liberty Avenue</b>			
CON	Federal		\$8.65	\$11.21
<b>14330</b>	<b>Route 22, Bridge over Echo Lake</b>			
DES	Federal		\$0.45	\$1.45
ROW	Federal	\$0.05	\$0.05	
<b>04361</b>	<b>Route 22, Chestnut Street Bridge Replacement (CR 626)</b>			
CON	Federal	\$11.00	\$11.00	
<b>658E</b>	<b>Route 22, Hilldale Place/North Broad Street</b>			
CON	Federal		\$11.31	\$12.68
<b>658B</b>	<b>Route 22, Westbound, Vicinity of Vaux Hall Road to West of Bloy Street</b>			
CON	Federal	\$4.80	\$4.80	\$3.95
<b>658A</b>	<b>Route 22/Route 82/Garden State Parkway Interchange</b>			
ROW	Non-Federal	\$0.60	\$0.60	\$0.99
<b>10316A</b>	<b>Route 27 ADA Ramps, Evergreen St to Elizabeth River</b>			
CON	Federal	\$10.60	\$10.60	
CON	Non-Federal			\$9.36
<b>16303</b>	<b>Route 27 NB (Cherry Street), Bridge over Conrail</b>			
DES	Federal		\$1.04	
DES	Non-Federal	\$1.04		
<b>15371</b>	<b>Route 27, Dehart Place to Route 21</b>			
CON	Federal		\$13.26	
<b>12421</b>	<b>Route 28, Grove Street to Highland Avenue</b>			
CON	Federal	\$12.11	\$12.11	\$7.43
<b>15392</b>	<b>Route 35, Route 9 to Colonia Boulevard</b>			
DES	Non-Federal	\$0.75	\$0.75	
<b>11404</b>	<b>Route 82, Caldwell Avenue to Lehigh Avenue</b>			
DES	Non-Federal	\$3.10	\$3.10	\$1.98
ROW	Non-Federal	\$0.50	\$0.50	
<b>94019</b>	<b>Route 82, Rahway River Bridge</b>			
DES	Non-Federal	\$1.10	\$1.10	
	Federal	\$39.07	\$73.79	\$36.71
	Non-Federal	\$72.09	\$80.80	\$12.33
	<b>Union Total</b>	<b>\$111.16</b>	<b>\$154.59</b>	<b>\$49.03</b>

# WARREN COUNTY PROJECTS

Work Phase	Funding Source	FY19 Original Amount	FY19 Including Revisions	FY19 Obligation
<b>15411</b>	<b>ADA North, Contract 1</b>			
CON	Federal	\$6.00	\$6.00	
<b>11369</b>	<b>Route 22, Bates Avenue to Route 57</b>			
PE	Non-Federal	\$0.30	\$0.30	
<b>15442</b>	<b>Route 22, Rockfall Mitigation, Phillipsburg</b>			
CON	Non-Federal	\$2.25	\$2.25	
<b>09325</b>	<b>Route 31, Bridge over Furnace Brook</b>			
ROW	Non-Federal	\$0.50	\$0.50	
<b>16347</b>	<b>Route 46, Bridge over Paulins Kill</b>			
PE	Non-Federal	\$0.88	\$0.88	
<b>11340A</b>	<b>Route 46, Route 80 to Walnut Road</b>			
PE	Federal		\$0.90	\$0.85
DES	Federal		\$1.10	
DES	Non-Federal	\$1.10		
<b>16345</b>	<b>Route 57, Bridge over Branch Lopatcong Creek</b>			
PE	Non-Federal	\$0.10	\$0.10	
<b>15447</b>	<b>Route 57, Bridge over Shabbacong Creek</b>			
DES	Non-Federal	\$1.00	\$1.00	
ROW	Non-Federal	\$0.05	\$0.05	
<b>11351</b>	<b>Route 57, Lopatcong Creek, Culvert Replacement</b>			
DES	Non-Federal	\$0.55	\$0.55	
<b>9237</b>	<b>Route 57/182/46, Hackettstown Mobility Improvements</b>			
CON	Federal	\$2.05	\$2.05	
<b>11322</b>	<b>Route 94, Bridge over Jacksonburg Creek</b>			
DES	Non-Federal	\$0.90	\$0.90	
	Federal	\$8.05	\$10.05	\$0.85
	Non-Federal	\$7.63	\$6.53	\$0.00
	<b>Warren Total</b>	<b>\$15.68</b>	<b>\$16.58</b>	<b>\$0.85</b>
	Federal	\$271.11	\$540.35	\$291.85
	Non-Federal	\$220.38	\$177.95	\$22.88
	<b>NJDOT Projects Total</b>	<b>\$491.49</b>	<b>\$718.29</b>	<b>\$314.73</b>

**Table 4**  
**NJTPA FY 2019 TIP FINAL OBLIGATION STATUS**  
(in \$ millions)

<b>NJDOT Programs *</b>				
<b>Work Phase</b>	<b>Funding Source</b>	<b>FY19 Original Amount</b>	<b>FY19 Including Revisions</b>	<b>FY19 Obligation</b>
<b>X12</b> ROW	<b>Acquisition of Right of Way</b> Non-Federal	\$0.50	\$0.50	
<b>13303</b> ERC	<b>Active Traffic Management System (ATMS)</b> Federal	\$6.00	\$6.00	
<b>11344</b> ERC	<b>ADA Curb Ramp Implementation</b>	Federal \$1.00	\$4.38	\$8.50
ERC		Non-Federal \$2.00	\$2.00	\$0.19
<b>08415</b> ERC	<b>Airport Improvement Program</b> Non-Federal	\$4.00	\$4.00	\$3.57
<b>04311</b> DES	<b>Asbestos Surveys and Abatements</b> Non-Federal	\$0.50	\$0.50	
<b>01335</b> EC	<b>Betterments, Dams</b> Federal	\$0.12	\$0.12	
<b>X72B</b> EC	<b>Betterments, Roadway Preservation</b> Non-Federal	\$15.00	\$15.00	\$36.43
<b>X72C</b> EC	<b>Betterments, Safety</b> Non-Federal	\$10.00	\$10.00	\$14.75
<b>X185</b> ERC	<b>Bicycle &amp; Pedestrian Facilities/Accommodations</b>	Federal \$5.00	\$5.00	\$2.01
ERC		Non-Federal \$1.00	\$1.00	\$1.00
<b>03304</b> ERC	<b>Bridge Deck/Superstructure Replacement Program</b> Federal	\$35.00	\$83.26	\$85.22
<b>98315</b> EC	<b>Bridge Emergency Repair</b> Non-Federal	\$55.00	\$55.00	\$59.22
<b>X07A</b> EC	<b>Bridge Inspection</b> Federal	\$30.70	\$30.70	\$30.24
<b>17341</b> EC	<b>Bridge Inspection Program, Minor Bridges</b> Non-Federal	\$6.80	\$6.80	
<b>14404</b> EC	<b>Bridge Maintenance and Repair, Movable Bridges</b> Non-Federal	\$28.50	\$28.50	\$17.45
<b>17357</b> ERC	<b>Bridge Maintenance Fender Replacement</b> Federal	\$9.00	\$6.00	\$0.25
<b>17358</b> ERC	<b>Bridge Maintenance Scour Countermeasures</b> Federal	\$9.00	\$6.00	
<b>X70</b> EC	<b>Bridge Management System</b> Federal	\$0.95	\$0.95	\$1.17
<b>13323</b> EC	<b>Bridge Preventive Maintenance</b>	Federal \$25.00	\$41.08	\$47.13
EC		Non-Federal \$30.00	\$30.00	\$39.50
<b>08381</b> ERC	<b>Bridge Replacement, Future Projects</b>	Federal \$2.80	\$2.80	\$0.86
ERC		Non-Federal \$22.64	\$22.64	\$3.36

<b>Work Phase</b>	<b>Funding Source</b>	<b>FY19 Original Amount</b>	<b>FY19 Including Revisions</b>	<b>FY19 Obligation</b>
<b>98316</b> ERC	<b>Bridge Scour Countermeasures</b> Federal	\$0.50	\$0.50	
<b>98319</b> EC	<b>Capital Contract Payment Audits</b> Non-Federal	\$1.30	\$1.30	
<b>02379</b> ERC	<b>Congestion Relief, Intelligent Transportation System Improvements (Smart Move Program)</b> Non-Federal	\$2.00	\$2.00	\$1.95
<b>02378</b> EC	<b>Congestion Relief, Operational Improvements (Fast Move Program)</b> Non-Federal	\$1.00	\$1.00	\$1.00
<b>X180</b> EC	<b>Construction Inspection</b> Non-Federal	\$10.00	\$10.00	\$11.42
<b>05304</b> EC	<b>Construction Program IT System (TRNS.PORT)</b> Non-Federal	\$0.77	\$0.77	\$2.43
<b>X242</b> EC	<b>Crash Reduction Program</b> Federal	\$5.00	\$5.00	
<b>09316</b> ERC	<b>Culvert Replacement Program</b> Federal	\$1.00	\$1.00	\$0.74
ERC	Non-Federal	\$2.00	\$2.00	
<b>X142</b> EC	<b>DBE Supportive Services Program</b> Federal	\$0.33	\$0.33	\$0.27
<b>X106</b> DES	<b>Design, Emerging Projects</b> Federal	\$1.00	\$1.00	
DES	Non-Federal	\$11.00	\$11.00	\$14.15
<b>05342</b> DES	<b>Design, Geotechnical Engineering Tasks</b> Non-Federal	\$0.50	\$0.50	\$0.81
<b>X197</b> EC	<b>Disadvantaged Business Enterprise</b> Federal	\$0.10	\$0.10	
<b>X154D</b> EC	<b>Drainage Rehabilitation &amp; Improvements</b> Federal	\$5.00	\$1.00	
<b>X154</b> EC	<b>Drainage Rehabilitation and Maintenance, State</b> Non-Federal	\$17.00	\$17.00	\$22.11
<b>X241</b> EC	<b>Electrical Facilities</b> Non-Federal	\$7.00	\$7.00	\$7.00
<b>04324</b> ERC	<b>Electrical Load Center Replacement, Statewide</b> Non-Federal	\$4.00	\$4.00	\$3.50
<b>17360</b> ERC	<b>Emergency Management and Transportation Security Support</b> Non-Federal	\$1.50	\$1.50	\$0.02
<b>X75</b> EC	<b>Environmental Investigations</b> Non-Federal	\$5.00	\$5.00	\$4.59
<b>03309</b> ERC	<b>Environmental Project Support</b> Non-Federal	\$0.50	\$0.50	\$0.83
<b>X15</b> EC	<b>Equipment (Vehicles, Construction, Safety)</b> Non-Federal	\$25.00	\$25.00	\$23.22
<b>X15A</b> EC	<b>Equipment, Snow and Ice Removal</b> Non-Federal	\$8.00	\$8.00	\$2.99
<b>00377</b> ERC	<b>Ferry Program</b> Federal	\$4.00	\$9.00	\$7.79



<b>Work Phase</b>	<b>Funding Source</b>	<b>FY19 Original Amount</b>	<b>FY19 Including Revisions</b>	<b>FY19 Obligation</b>
<b>09388</b> PLS	<b>Highway Safety Improvement Program Planning</b> Federal	\$4.00	\$4.00	\$5.32
<b>15343</b> ERC	<b>Intelligent Traffic Signal Systems</b> Federal	\$20.00	\$20.00	\$18.02
<b>13304</b> EC	<b>Intelligent Transportation System Resource Center</b> Federal	\$3.20	\$3.20	\$3.84
<b>98333</b> ERC ERC	<b>Intersection Improvement Program (Project Implementation)</b> Federal Non-Federal	\$5.00 \$0.25	\$5.00 \$0.25	\$1.60
<b>X151</b> EC	<b>Interstate Service Facilities</b> Non-Federal	\$1.00	\$1.00	\$1.00
<b>13305</b> EC	<b>Job Order Contracting Infrastructure Repairs, Statewide</b> Federal	\$10.50	\$12.98	\$13.01
<b>X137</b> EC	<b>Legal Costs for Right of Way Condemnation</b> Non-Federal	\$1.60	\$1.60	\$1.30
<b>10347</b> EC	<b>Local Aid Consultant Services</b> Federal	\$1.20	\$1.20	
<b>06327</b> EC	<b>Local Aid Grant Management System</b> Non-Federal	\$0.16	\$0.16	\$0.16
<b>X186</b> ERC	<b>Local Aid, Infrastructure Fund</b> Non-Federal	\$30.10	\$30.10	\$5.14
<b>X186B</b> ERC	<b>Local Aid, State Transportation Infrastructure Bank</b> Non-Federal			\$22.60
<b>08387</b> ERC	<b>Local Bridges, Future Needs</b> Non-Federal	\$47.30	\$47.30	\$47.30
<b>X065</b> EC	<b>Local CMAQ Initiatives</b> Federal	\$7.50	\$7.50	
<b>06326</b> PLS	<b>Local Concept Development Support</b> Federal	\$2.93	\$2.93	\$0.46
<b>X41B1</b> ERC	<b>Local County Aid, NJTPA</b> Non-Federal	\$105.47	\$105.47	\$105.50
<b>17390</b> ERC	<b>Local Freight Impact Fund</b> Non-Federal	\$30.10	\$30.10	
<b>X98B1</b> ERC	<b>Local Municipal Aid, NJTPA</b> Non-Federal	\$108.50	\$108.50	\$108.50
<b>X98Z</b> ERC	<b>Local Municipal Aid, Urban Aid</b> Non-Federal	\$10.00	\$10.00	\$10.00
<b>N1202</b> ERC	<b>Local Preliminary Engineering</b> Federal	\$2.00	\$2.00	
<b>04314</b> ERC	<b>Local Safety/ High Risk Rural Roads Program</b> Federal	\$17.00	\$17.00	\$11.62
<b>X196</b> EC	<b>Maintenance &amp; Fleet Management System</b> Non-Federal	\$2.00	\$2.00	\$0.81
<b>01309</b> EC	<b>Maritime Transportation System</b> Non-Federal	\$9.00	\$9.00	\$8.91
<b>X30A</b> PLS	<b>Metropolitan Planning</b> Federal	\$20.58	\$21.24	\$24.07

<b>Work Phase</b>	<b>Funding Source</b>	<b>FY19 Original Amount</b>	<b>FY19 Including Revisions</b>	<b>FY19 Obligation</b>
<b>07332</b>	<b>Minority and Women Workforce Training Set Aside</b>			
EC	Non-Federal	\$1.00	\$1.00	
<b>13306</b>	<b>Mobility and Systems Engineering Program</b>			
EC	Federal	\$14.50	\$14.50	\$24.01
EC	Non-Federal	\$1.50	\$1.50	\$0.11
<b>X233</b>	<b>Motor Vehicle Crash Record Processing</b>			
EC	Federal	\$2.50	\$2.50	\$4.51
<b>X34</b>	<b>New Jersey Rail Freight Assistance Program</b>			
EC	Federal	\$3.40	\$3.40	
EC	Non-Federal	\$25.00	\$25.00	\$6.92
<b>X200C</b>	<b>New Jersey Scenic Byways Program</b>			
ERC	Federal	\$0.50	\$0.50	\$0.55
<b>N063</b>	<b>NJTPA, Future Projects</b>			
ERC	Federal	\$68.72	\$22.03	
<b>99372</b>	<b>Orphan Bridge Reconstruction</b>			
EC	Non-Federal	\$4.20	\$4.20	
<b>X28B</b>	<b>Park and Ride/Transportation Demand Management Program</b>			
EC	Non-Federal	\$1.00	\$1.00	
<b>X51</b>	<b>Pavement Preservation</b>			
EC	Federal	\$15.00	\$65.87	\$54.49
<b>X51B</b>	<b>Pavement Preservation, NJTPA</b>			
EC	Federal		\$56.44	\$64.80
<b>06401</b>	<b>Pedestrian Safety Improvement Program</b>			
ERC	Federal	\$4.00	\$4.00	
<b>X29</b>	<b>Physical Plant</b>			
ERC	Non-Federal	\$17.00	\$17.00	\$20.45
<b>X30</b>	<b>Planning and Research, Federal-Aid</b>			
PLS	Federal	\$33.35	\$33.35	\$41.37
<b>X140</b>	<b>Planning and Research, State</b>			
PLS	Non-Federal	\$1.00	\$1.00	\$0.96
<b>X135</b>	<b>Pre-Apprenticeship Training Program for Minorities and Women</b>			
EC	Federal	\$0.50	\$0.50	\$0.11
<b>X10</b>	<b>Program Implementation Costs, NJDOT</b>			
EC	Non-Federal	\$104.04	\$104.04	\$101.27
<b>10344</b>	<b>Project Development: Concept Development and Preliminary Engineering</b>			
CD	Non-Federal	\$1.00	\$1.00	\$4.00
<b>05341</b>	<b>Project Management &amp; Reporting System (PMRS)</b>			
DES	Non-Federal	\$0.80	\$0.80	\$0.04
<b>17337</b>	<b>Project Management Improvement Initiative Support</b>			
DES	Non-Federal	\$0.46	\$0.46	\$0.46
<b>X35A1</b>	<b>Rail-Highway Grade Crossing Program, Federal</b>			
EC	Federal	\$7.50	\$14.03	\$10.24
<b>X35A</b>	<b>Rail-Highway Grade Crossing Program, State</b>			
CON	Non-Federal	\$5.40	\$5.40	\$5.00
<b>99409</b>	<b>Recreational Trails Program</b>			
ERC	Federal	\$0.90	\$0.90	\$3.72

<b>Work Phase</b>	<b>Funding Source</b>	<b>FY19 Original Amount</b>	<b>FY19 Including Revisions</b>	<b>FY19 Obligation</b>
<b>X144</b> EC	<b>Regional Action Program</b> Non-Federal	\$2.00	\$2.00	\$1.75
<b>X03A</b> EC	<b>Restriping Program &amp; Line Reflectivity Management System</b> Federal	\$17.00	\$17.00	
<b>X03E</b> EC	<b>Resurfacing Program</b> Non-Federal	\$120.00	\$120.00	\$96.35
<b>99327A</b> ERC	<b>Resurfacing, Federal</b> Federal	\$1.00	\$2.00	\$5.08
<b>05339</b> EC	<b>Right of Way Database/Document Management System</b> Non-Federal	\$0.20	\$0.20	\$0.10
<b>05340</b> ROW ROW	<b>Right of Way Full-Service Consultant Term Agreements</b> Federal Non-Federal	\$0.10 \$0.05	\$0.10 \$0.05	
<b>X152</b> ERC	<b>Rockfall Mitigation</b> Federal	\$5.00	\$10.00	\$10.78
<b>99358</b> ERC	<b>Safe Routes to School Program</b> Federal	\$5.59	\$5.59	\$6.40
<b>06402</b> EC	<b>Safe Streets to Transit Program</b> Non-Federal	\$1.00	\$1.00	\$1.00
<b>13307</b> ERC	<b>Salt Storage Facilities - Statewide</b> Non-Federal	\$1.50	\$1.50	\$5.47
<b>15807</b> ERC	<b>Segment Improvement Program</b> Federal	\$2.00	\$2.00	
<b>X239</b> EC	<b>Sign Structure Inspection Program</b> Federal	\$2.10	\$2.10	
<b>X239A</b> ERC	<b>Sign Structure Rehabilitation/Replacement Program</b> Federal	\$5.00	\$5.00	
<b>X39</b> EC EC	<b>Signs Program, Statewide</b> Federal Non-Federal	\$3.00 \$2.00	\$2.00	\$2.00
<b>X160</b> EC	<b>Solid and Hazardous Waste Cleanup, Reduction and Disposal</b> Non-Federal	\$1.33	\$1.33	\$1.32
<b>X150</b> EC	<b>State Police Enforcement and Safety Services</b> Non-Federal	\$5.00	\$5.00	(\$1.99)
<b>13308</b> EC	<b>Statewide Traffic Operations and Support Program</b> Federal	\$18.00	\$18.00	\$19.99
<b>17353</b> ERC	<b>Storm Water Asset Management</b> Federal	\$3.26	\$3.26	\$3.14
<b>14300</b> EC	<b>Title VI and Nondiscrimination Supporting Activities</b> Non-Federal	\$0.18	\$0.18	\$0.18
<b>X66</b> PLS EC	<b>Traffic Monitoring Systems</b> Federal Non-Federal	\$12.90 \$1.00	\$12.90 \$1.00	\$9.16
<b>X47</b> EC	<b>Traffic Signal Replacement</b> Non-Federal	\$9.00	\$9.00	\$9.47
<b>X244</b> EC	<b>Training and Employee Development</b> Federal		\$2.00	

<b>Work Phase</b>	<b>Funding Source</b>	<b>FY19 Original Amount</b>	<b>FY19 Including Revisions</b>	<b>FY19 Obligation</b>
<b>01316</b>	<b>Transit Village Program</b>			
EC	Non-Federal	\$1.00	\$1.00	\$1.00
<b>X107</b>	<b>Transportation Alternatives Program</b>			
ERC	Federal	\$12.50	\$12.50	\$9.60
<b>X43</b>	<b>Transportation Demand Management Program Support</b>			
PLS	Federal	\$0.25	\$0.25	
<b>11383</b>	<b>Transportation Management Associations</b>			
EC	Federal	\$4.26	\$4.36	\$4.36
<b>X126</b>	<b>Transportation Research Technology</b>			
EC	Non-Federal	\$0.80	\$0.80	
<b>X11</b>	<b>Unanticipated Design, Right of Way and Construction Expenses, State</b>			
ERC	Non-Federal	\$32.82	\$32.82	\$17.98
<b>15344</b>	<b>Utility Pole Mitigation</b>			
EC	Federal	\$0.18	\$0.18	
<b>X182</b>	<b>Utility Reconnaissance and Relocation</b>			
EC	Non-Federal	\$5.00	\$5.00	\$3.35
<b>X199</b>	<b>Youth Employment and TRAC Programs</b>			
EC	Federal	\$0.35	\$0.35	
	Federal	\$478.75	\$616.86	\$534.43
	Non-Federal	\$963.26	\$963.26	\$859.88
	<b>NJDOT Programs Total</b>	<b>\$1,442.01</b>	<b>\$1,580.12</b>	<b>\$1,394.31</b>

**Table 4**  
**NJTPA FY 2019 TIP FINAL OBLIGATION STATUS**  
(in \$ millions)

<b>NJ TRANSIT Projects and Programs *</b>					
<b>Work Phase</b>	<b>Funding Source</b>	<b>FY19 Original Amount</b>	<b>FY19 Including Revisions</b>	<b>FY19 Obligation</b>	<b>Prior Year Funds Obligated in FY19</b>
<b>T143</b>	<b>ADA--Platforms/Stations</b>				
ERC	Non-Federal	\$0.70	\$0.70	\$0.70	
<b>T05</b>	<b>Bridge and Tunnel Rehabilitation</b>				
ERC	Non-Federal	\$16.38	\$16.38	\$38.43	
<b>T111</b>	<b>Bus Acquisition Program</b>				
CAP	Federal		\$28.71	\$12.87	
CAP	Non-Federal	\$80.24	\$80.24	\$88.74	
<b>T93</b>	<b>Bus Maintenance Facilities</b>				
ERC	Non-Federal	\$7.03	\$7.03		
<b>T06</b>	<b>Bus Passenger Facilities/Park and Ride</b>				
ERC	Non-Federal	\$0.56	\$0.56	\$0.56	
<b>T08</b>	<b>Bus Support Facilities and Equipment</b>				
ERC	Federal		\$25.06		
ERC	Non-Federal	\$3.74	\$3.74	\$10.73	
<b>T09</b>	<b>Bus Vehicle and Facility Maintenance/Capital Maintenance</b>				
EC	Non-Federal	\$31.96	\$31.96	\$24.43	
<b>T68</b>	<b>Capital Program Implementation</b>				
ERC	Non-Federal	\$15.03	\$15.03	\$15.03	
<b>T515</b>	<b>Casino Revenue Fund</b>				
CAP	Non-Federal	\$12.27	\$12.27	\$12.27	
<b>T13</b>	<b>Claims support</b>				
EC	Non-Federal	\$0.53	\$0.53	\$0.53	
<b>T16</b>	<b>Environmental Compliance</b>				
ERC	Non-Federal	\$3.32	\$3.32	\$3.32	
<b>T700</b>	<b>Ferry Program</b>				
ERC	Non-Federal			\$9.35	
<b>T43</b>	<b>High Speed Track Program</b>				
ERC	Non-Federal	\$0.93	\$0.93	\$0.93	
<b>T87</b>	<b>Hudson-Bergen and Newark LRT System</b>				
ERC	Federal	\$2.00	\$8.00		
ERC	Non-Federal	\$7.01	\$7.01	\$7.01	
<b>T301</b>	<b>Hudson-Bergen LRT Northern Extension</b>				
ERC	Non-Federal	\$33.50	\$33.50	\$33.50	
<b>T20</b>	<b>Immediate Action Program</b>				
ERC	Non-Federal	\$10.80	\$10.80	\$17.76	
<b>T199</b>	<b>Job Access and Reverse Commute Program</b>				
SWI	Non-Federal	\$3.71	\$3.71	\$3.71	
<b>T535</b>	<b>Lackawanna Cutoff MOS Project</b>				
ERC	Federal	\$10.00	\$41.65		
<b>T95</b>	<b>Light Rail Infrastructure Improvements</b>				
ERC	Non-Federal	\$2.28	\$2.28	\$2.28	

Work Phase	Funding Source	FY19 Original Amount	FY19 Including Revisions	FY19 Obligation	Prior Year Funds Obligated in FY19
<b>T53E</b>	<b>Locomotive Overhaul</b>				
CAP	Federal		\$15.75		
CAP	Non-Federal	\$4.70	\$4.70	\$4.70	
<b>T610</b>	<b>Lyndhurst Intermodal ADA Improvements</b>				
ERC	Federal		\$30.29		
<b>T122</b>	<b>Miscellaneous</b>				
ERC	Non-Federal	\$3.85	\$3.85	\$3.85	
<b>T600</b>	<b>NEC Elizabeth Intermodal Station Improvements</b>				
ERC	Federal	\$8.78	\$50.82		
<b>T44</b>	<b>NEC Improvements</b>				
ERC	Federal	\$29.35	\$65.28	\$32.52	
ERC	Non-Federal	\$63.15	\$63.15	\$63.60	
<b>T55</b>	<b>Other Rail Station/Terminal Improvements</b>				
ERC	Federal		\$18.66		
ERC	Non-Federal	\$2.61	\$2.61	\$4.47	
<b>T620</b>	<b>Perth Amboy Intermodal ADA Improvements</b>				
ERC	Federal	\$3.74	\$57.86		
<b>T121</b>	<b>Physical Plant</b>				
ERC	Non-Federal	\$1.27	\$1.27	\$2.70	
<b>T538</b>	<b>Portal Bridge North</b>				
ERC	Non-Federal	\$14.00	\$14.00	\$14.00	
<b>T135</b>	<b>Preventive Maintenance-Bus</b>				
CAP	Federal	\$78.88	\$130.75	\$91.62	
CAP	Non-Federal	\$6.60	\$6.60		
<b>T39</b>	<b>Preventive Maintenance-Rail</b>				
CAP	Federal	\$220.93	\$270.11	\$222.16	
CAP	Non-Federal	\$16.78	\$16.78		
<b>T106</b>	<b>Private Carrier Equipment Program</b>				
CAP	Non-Federal	\$2.10	\$2.10	\$2.10	
<b>T34</b>	<b>Rail Capital Maintenance</b>				
CAP	Non-Federal	\$59.36	\$59.36	\$60.29	
<b>T53G</b>	<b>Rail Fleet Overhaul</b>				
CAP	Non-Federal	\$0.93	\$0.93		
<b>T112</b>	<b>Rail Rolling Stock Procurement</b>				
CAP	Federal	\$136.76	\$297.65	\$213.53	
CAP	Non-Federal	\$25.87	\$25.87	\$45.66	
<b>T37</b>	<b>Rail Support Facilities and Equipment</b>				
ERC	Non-Federal	\$20.57	\$20.57	\$35.52	
<b>T509</b>	<b>Safety Improvement Program</b>				
ERC	Non-Federal	\$4.90	\$4.90	\$5.13	
<b>T150</b>	<b>Section 5310 Program</b>				
CAP	Federal	\$5.04	\$5.04	\$5.04	
CAP	Non-Federal	\$1.05	\$1.05	\$1.05	
<b>T151</b>	<b>Section 5311 Program</b>				
CAP	Federal	\$2.94	\$2.94	\$2.94	
CAP	Non-Federal	\$1.40	\$1.40	\$1.40	
<b>T508</b>	<b>Security Improvements</b>				
SWI	Non-Federal	\$1.83	\$1.83	\$1.83	

Work Phase	Funding Source	FY19 Original Amount	FY19 Including Revisions	FY19 Obligation	Prior Year Funds Obligated in FY19
<b>T50</b>	<b>Signals and Communications/Electric Traction Systems</b>				
ERC	Federal		\$13.00		
ERC	Non-Federal	\$26.81	\$26.81	\$122.17	
<b>T120</b>	<b>Small/Special Services Program</b>				
EC	Federal		\$11.34	\$2.80	
EC	Non-Federal	\$5.86	\$5.86	\$0.96	
<b>T88</b>	<b>Study and Development</b>				
PLS	Non-Federal	\$4.02	\$4.02	\$4.02	
<b>T500</b>	<b>Technology Improvements</b>				
EC	Non-Federal	\$14.42	\$14.42	\$11.33	
<b>T42</b>	<b>Track Program</b>				
ERC	Non-Federal	\$16.72	\$16.72	\$16.72	
<b>T210</b>	<b>Transit Enhancements/Transp Altern Prog (TAP)/Altern Transit Improv (ATI)</b>				
ERC	Federal	\$21.53	\$42.46	\$13.49	
ERC	Non-Federal			\$3.00	
<b>T300</b>	<b>Transit Rail Initiatives</b>				
ERC	Non-Federal	\$17.54	\$17.54	\$0.18	
	Federal	\$519.94	\$1,115.36	\$596.96	\$0.00
	Non-Federal	\$546.31	\$546.31	\$673.94	\$0.00
<b>NJ TRANSIT Projects and Programs Total</b>		<b>\$1,066.26</b>	<b>\$1,661.68</b>	<b>\$1,270.90</b>	

**Table 4**  
**NJTPA FY 2019 TIP FINAL OBLIGATION STATUS**  
(in \$ millions)

<b>Sandy Recovery Projects and Programs *</b>				
<b>Work Phase</b>	<b>Funding Source</b>	<b>FY19 Original Amount</b>	<b>FY19 Including Revisions</b>	<b>FY19 Obligation</b>
<b>NJ TRANSIT Projects and Programs</b>				
<b>T908</b>	<b>Hoboken Long Slip Flood Protection Project</b>			
ERC	Non-Federal	\$12.48	\$12.48	
<b>T910</b>	<b>NJ TRANSIT Grid Project</b>			
ERC	Federal		\$409.77	\$45.83
ERC	Non-Federal	\$38.10	\$38.10	
<b>T909</b>	<b>NJ TRANSIT Raritan River Drawbridge Replacement Project</b>			
ERC	Non-Federal	\$71.50	\$71.50	
<b>T911</b>	<b>Train Controls-Wayside Signals, Power &amp; Communication Resiliency</b>			
ERC	Non-Federal	\$4.10	\$4.10	
<b>PANYNJ Projects and Programs</b>				
<b>PA1424</b>	<b>Concrete Sea Wall East of Harrison Car Maintenance Facility</b>			
CON	Federal		\$9.64	
CON	Non-Federal		\$1.07	
<b>PA1421</b>	<b>Equipment Purchases</b>			
CON	Federal		\$7.20	
CON	Non-Federal		\$0.80	
<b>PA1423</b>	<b>Harrison Car Maintenance Facility Automatic Flood Barrier</b>			
CON	Federal		\$10.80	
CON	Non-Federal		\$1.20	
<b>PA1416</b>	<b>Lifts</b>			
CON	Federal		\$6.00	
CON	Non-Federal		\$0.67	
<b>PA1410</b>	<b>Priority Protective Measures</b>			
CON	Federal		\$11.95	
CON	Non-Federal		\$1.33	
<b>PA1411</b>	<b>Priority Protective Measures with Potential Environmental Impacts</b>			
CON	Federal		\$0.20	
CON	Non-Federal		\$0.02	
<b>PA1420</b>	<b>Rail Rolling Stock Resiliency</b>			
CON	Federal		\$45.00	
CON	Non-Federal		\$5.00	
<b>PA1711</b>	<b>Rehabilitation of PATH Stations</b>			
CON	Federal		\$4.50	
CON	Non-Federal		\$0.50	
<b>PA1710</b>	<b>Repairs at Harrison Car Maintenance Facility</b>			
CON	Federal		\$4.58	
CON	Non-Federal		\$0.51	
<b>PA1910</b>	<b>Replacement of Harrison Station South West Head House and Platform</b>			
CON	Federal		\$31.50	
CON	Non-Federal		\$3.50	



Work Phase	Funding Source	FY19 Original Amount	FY19 Including Revisions	FY19 Obligation
<b>PA1412</b>	<b>Salt Mitigation</b>			
CON	Federal		\$10.55	
CON	Non-Federal		\$1.17	
<b>PA1413</b>	<b>Substations</b>			
CON	Federal		\$64.85	
CON	Non-Federal		\$7.21	
<b>PA1419</b>	<b>Trackwork Repair and Restoration</b>			
CON	Federal		\$36.69	
CON	Non-Federal		\$4.08	
<b>PA1415</b>	<b>Vertical Transportation</b>			
CON	Federal		\$12.90	
CON	Non-Federal		\$1.43	
	Federal	\$0.00	\$666.13	\$45.83
	Non-Federal	\$126.18	\$154.66	\$0.00
	<b>Sandy Recovery Total</b>	<b>\$126.18</b>	<b>\$820.80</b>	<b>\$45.83</b>