

FY 2020 UPWP

Unified Planning Work Program

Budget Book

Draft

NJTPA FY 2020 Unified Planning Work Program Budget Overview

The accompanying Budget report provides necessary details regarding the NJTPA's anticipated expenses for the FY 2020 Unified Planning Work Program (UPWP) and how it is allocating federal funds.

EXPENDITURES:

The NJTPA Budget for FY 2020 UPWP can be separated into three categories: (1) the Central Staff Program Activities including Central Staff Operations, Consultant Projects and Subrecipient Activities (Chapter I); (2) Subregional Program Activities, which include pass-through funding for the STP Program, Subregional Studies, and other STP supplemental support activities (i.e., training, equipment and software purchases related to the Technology Library, and the internship program)(Chapter II); and (3) the Transportation Management Association (TMA) Program (Chapter III). The breakdown of the expenditures for the FY 2020 work program are provided on the attached budget tables. A detailed breakdown of the FY 2020 UPWP budget of Central Staff Activities by program area and task can be found on the page 7; descriptions of these task activities can be found in Chapter I. Further details of the Subregional and TMA pass-through programs and their budgets can be found in Chapters II and III.

The budget for salaries includes 58 full-time Central Staff employees, plus part-time staff for additional support. The salaries budget for full time staff also assumes a merit pool of 2.0% for existing employees. Full Time Employee Equivalents (FTE) for each task are included on the budget detail sheet on page 7. Part-time staff are counted as 0.65 FTE.

The budget for fringe benefits assumes the NJIT's (the NJTPA's Host Agency) FY 2019 fringe benefit rates, which have been approved by U.S. Department of Health & Human Services; actual rates for FY 2020 are subject to audit.

The FY 2020 budget for NJIT's Facilities and Administration Costs assumes a fixed amount, as stated in the current NJDOT Basic Agreement with NJTPA and NJIT (Agreement No. 2016-NJIT-001). The fixed amount is calculated from a rate based on past fiscal years' audited costs, which is applied to projected FY 2020 total Central Staff operating costs.

The budget for equipment includes anticipated expenses for HP Storage (SAN Enterprise SSDs\StoreOnce); computer switches, routers and firewalls; and office furniture (storage shelves and cabinets).

Chapter I consultant supported planning efforts typically take 12 to 24 months to complete from the time they are initiated. Select projects may need to be completed over a three-year funding period. The proposed schedules of new consultant projects are reported in the Chapter I annual report. The status of all active projects are reported monthly.

REVENUE SOURCES:

There are five discrete revenue streams supporting the FY 2020 Unified Planning Work Program: (1) FHWA PL funds; (2) FHWA Flexed FTA Section 5303 planning funds; (3) FHWA Surface Transportation Block Grant Program (STBGP-NJ and STBGP-STU) funds; (4) FHWA Highway Safety Improvement Program (HSIP) funds; and (5) non-federal sources (local in-kind or cash match). Details of how the anticipated revenue sources will be applied to the FY 2020 work program, by expense and by task, are provided on the attached budget tables on pages 6 and 8.

Central Staff Program Activities, including consultant and subrecipient supported projects, are primarily funded through FHWA Statewide Metropolitan Planning (PL) funds and FHWA Flexed FTA Section 5303 planning funds. The local match requirements are provided through the NJDOT "Soft Match" program. For the FY 2020 UPWP, Central Staff Program Activities are also supported by FHWA STBGP-NJ and HSIP funds.

The Subregional Pass-through Programs and STP supplemental support activities (Chapter II) are funded through FHWA Metropolitan Planning (PL) funds and STBGP-NJ funds. The 20% local match requirements are provided by subregional services-in-kind for the pass-through programs. The local match requirements for the STP supplemental support activities are provided through the NJDOT "Soft Match" program.

The TMA Pass-through Program is funded through FHWA STBGP-NJ and STBGP-STU funds. The local match requirement is provided through the NJDOT "Soft Match" program. The Pass-through TMA Program Budget includes \$1,904,940 for two TMAs in the DVRPC region, Cross County Connection and Greater Mercer TMA (to which the STBGP-STU funds are applied).

New U.S. DOT funding to be authorized through the NJDOT for the FY 2020 UPWP assumes federal FY 2019 FHWA PL, FTA Section 5303 planning, STBGP-NJ, STBGP-STU, and HSIP funds that are included in the FY 2018 - 2027 Statewide Transportation Improvement Program (STIP DB Nos. X30A, 04314, and 11383); and reprogrammed FHWA PL funds to be released from prior fiscal year task order authorizations (Task Order PL-NJ-16-01).

CONTINUING PROJECTS:

A list of consultant activities continuing into FY 2020 from the FY 2017, FY 2018 and FY 2019 UPWPs are listed on pages 13 and 14 of the Budget Book. Details of these continuing consultant projects funded in past fiscal year UPWP authorizations, which will still be active and managed by central staff during FY 2020, can be found on the NJTPA's UPWP webpage at <http://www.njtpa.org/Planning/UPWP.aspx>.

NJTPA FY 2020 UPWP Budget Summary

Expenditures - FY 2020 UPWP Program Activities	UPWP Total
Central Staff Program Activities (Chapter I)	
Personnel Expenditures ^{1,2}	\$ 9,221,942
Non-Personnel Expenditures	\$ 2,027,000
Indirect Costs ³	\$ 1,912,300
Subtotal: Central Staff Activities	\$ 13,161,242
Contractual\Consultant Subcontracts(Chapter I)	
UPWP Consultant Projects	\$ 6,830,000
UPWP Subrecipient Projects	\$ 805,000
HSIP Local Safety Engineering Assistance Program	\$ 7,000,000
Subtotal: Contractual\Consultant Subcontracts	\$ 14,635,000
Pass-through Programs (Chapters II & III)	
FY 2020 Subregional Transportation Planning Program	\$ 2,283,875
FY 2020 STP Supplemental Support	\$ 225,000
FY 2020 - FY 2021 Subregional Studies Program	\$ 1,527,000
FY 2020 Transportation Management Association Program	\$ 6,264,940
Subtotal: Pass-through Program Subcontracts	\$ 10,300,815
Total: FY 2020 UPWP Expenses	\$ 38,097,057

Revenues - FY 2020 UPWP Funding Authorizations ⁴	UPWP Total
FHWA PL Funds, new funding appropriations (FFY19 STIP DB# X30A)	\$ 9,660,000
FHWA PL Funds, reprogrammed funds (released from prior task order agreements)	\$ 2,748,500
FHWA Flexed FTA Section 5303 Planning Funds (FFY19 STIP DB# X30A)	\$ 2,921,000
FHWA Surface Transportation Block Grant Program (STBGP-NJ) Funds (FFY19 STIP DB# X30A)	\$ 8,740,442
FHWA STBGP-NJ Funds for TMA Program (FFY19 STIP DB# 11383)	\$ 4,360,000
FHWA STBGP-STU Funds for TMA Program (DVRPC TMA, FFY19 STIP DB# 11383)	\$ 1,904,940
FHWA HSIP Funds for the FY20 LSEAP (FFY 20 & 21 STIP DB# 04314)	\$ 7,000,000
Local Match - Subregional Transportation Planning and Subregional Studies Programs	\$ 762,175
Total: FY 2020 UPWP Revenues	\$ 38,097,057

Notes:

(1) The FY20 budget assumes Salaries for 58 full-time employees, and part-time employees for central staff support. Part-time staff are counted as 0.65 FTE. The budget assumes a merit pool of 2.0% for existing PSA and non-aligned employees.

(2) Fringe Benefits budget assumes U.S. DH&HS approved FY19 fringe benefit rates; actual FY20 rates are subject to audit.

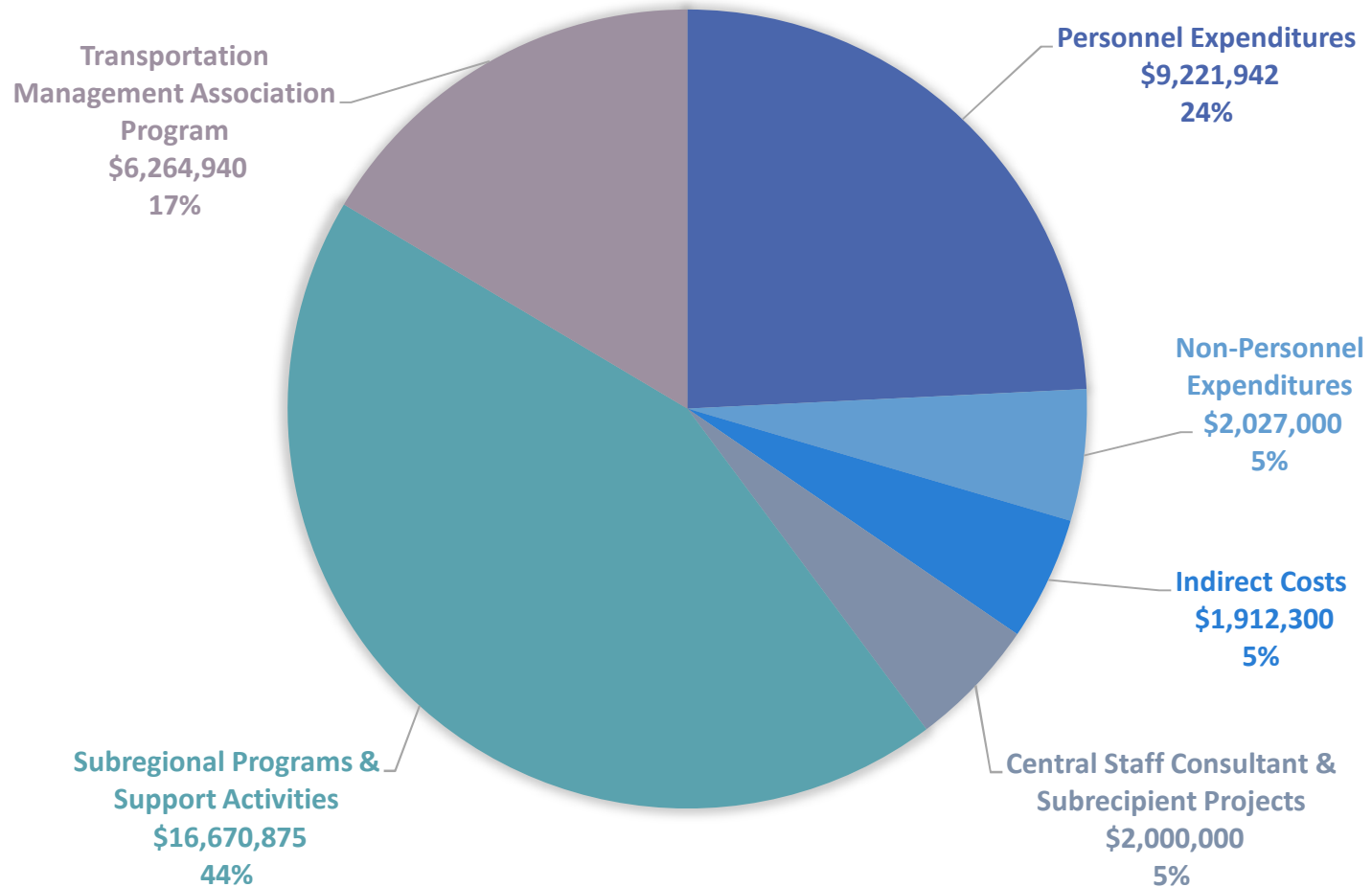
(3) The FY20 budget for NJIT's Facilities and Administration Costs assumes a fixed amount, as stated in the current NJDOT Basic Agreement with NJTPA and NJIT (Agreement No. 2016-NJIT-001), calculated from a rate based on past fiscal years' audited costs that is applied to projected FY20 total operating costs.

(4) New funding to be authorized for the FY20 program assumes FFY19 FHWA PL, FTA flexed PL funds, STBGP-NJ, and STBGP-STU funds (STIP DB Nos. X30A, and 11383), FHWA HSIP (STIP DB No. 04314), reprogrammed FHWA PL funds to be released from prior FY task order authorizations (Task Order PL-NJ-16-01), and a local match (in-kind).

(5) For details of the central staff budget expenses, and consultant and subrecipient subcontracts, see pages 10, 11 and 12.

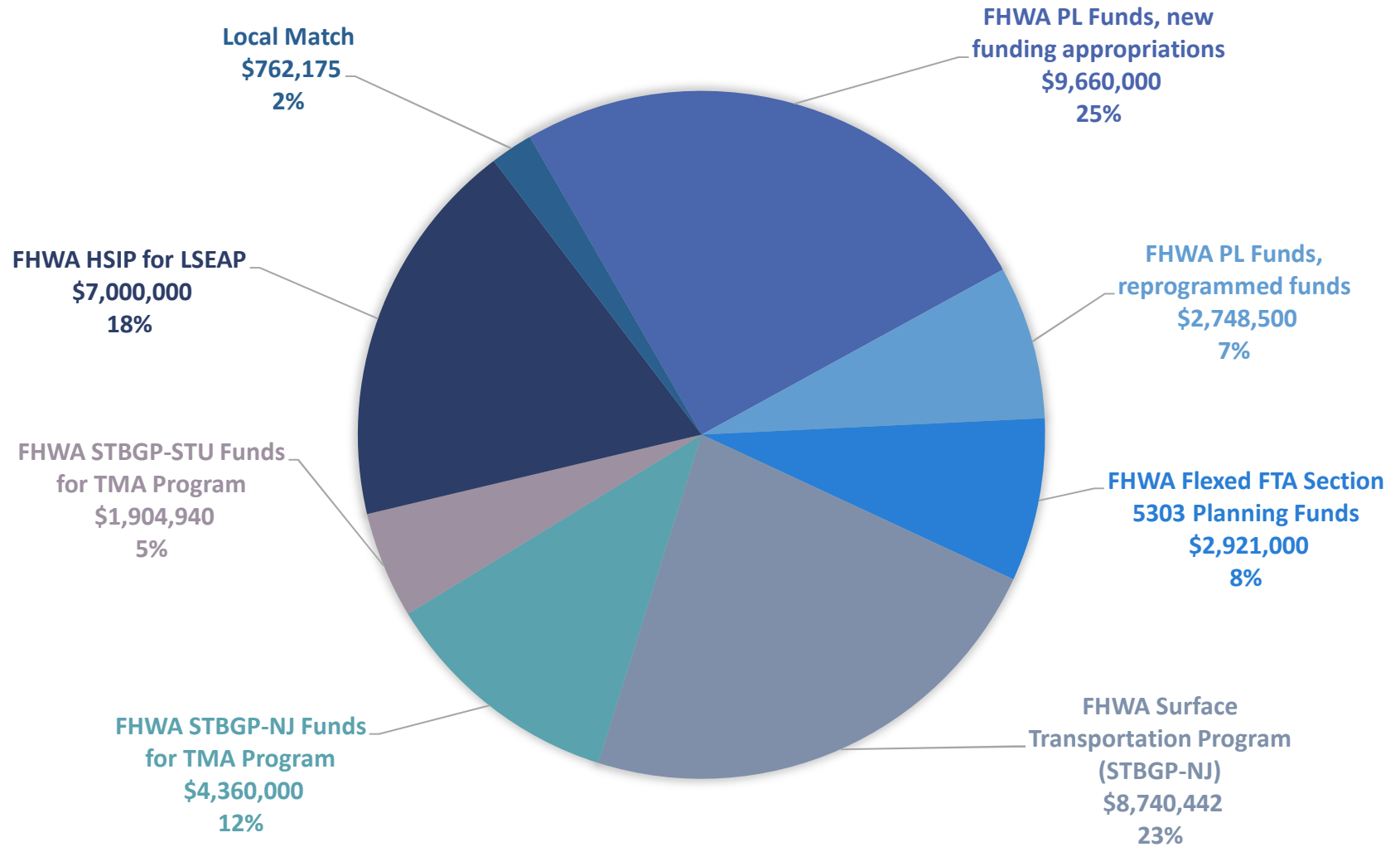
NJTPA FY 2020 UPWP BUDGET

TOTAL EXPENDITURES \$38,097,057



Note: Subregional Support Activities include select Central Staff subregional support projects outlined in Chapter I

NJTPA FY 2020 UPWP BUDGET TOTAL REVENUES \$38,097,057



**NJTPA FY 2020 UPWP Budget
Expenditures and Revenues Matrix**

Expenditures	Total	Revenues						
		DBNUM X30A	DBNUM X30A	DBNUM X30A	DBNUM 11383	DBNUM 11383	DBNUM 04314	NA
		FHWA PL	FHWA/FTA Flexed PL	FHWA STBGP-NJ	FHWA STBGP-NJ TMA	FHWA STBGP-STU TMA	FHWA HSIP	Local Match
UPWP CENTRAL STAFF ACTIVITIES (Chapter I)								
Direct Labor - Salaries	\$ 6,262,389	\$ 4,685,311	\$ 531,003	\$ 1,046,075				
Direct Labor - Fringe Benefits	\$ 2,959,553	\$ 2,201,358	\$ 273,997	\$ 484,198				
Direct Expenses	\$ 1,957,000	\$ 1,804,755		\$ 152,245				
Equipment	\$ 70,000	\$ 70,000						
Indirect Costs	\$ 1,912,300	\$ 1,594,976		\$ 317,323.73				
Total Central Staff Activities	\$ 13,161,242	\$ 10,356,400	\$ 805,000	\$ 1,999,842				
Contractual\ Consultant Subcontracts (Chapter I)								
UPWP Consultant Projects	\$ 6,830,000	\$ -	\$ 1,311,000	\$ 5,519,000				
UPWP Subrecipient Projects	\$ 805,000	\$ -	\$ 805,000					
HSIP Local Safety Engineering Assistance Program	\$ 7,000,000	\$ -				\$ 7,000,000		
Total Contractual\ Consultant Projects	\$ 14,635,000	\$ -	\$ 2,116,000	\$ 5,519,000		\$ 7,000,000		
UPWP PASS-THROUGH PROGRAMS (Chapters II & III)								
FY 2020 Subregional Transportation Planning Program	\$ 2,283,875	\$ 1,827,100					\$ 456,775	
FY 2020 STP Supplemental Support	\$ 225,000	\$ 225,000						
FY 2020 - FY 2021 Subregional Studies Program	\$ 1,527,000			\$ 1,221,600				\$ 305,400
FY 2020 Transportation Management Association Program	\$ 6,264,940				\$ 4,360,000	\$ 1,904,940		
Total Pass-Through Programs	\$ 10,300,815	\$ 2,052,100	\$ -	\$ 1,221,600	\$ 4,360,000	\$ 1,904,940	\$ -	\$ 762,175
Total	\$ 38,097,057	\$ 12,408,500	\$ 2,921,000	\$ 8,740,442	\$ 4,360,000	\$ 1,904,940	\$ 7,000,000	\$ 762,175

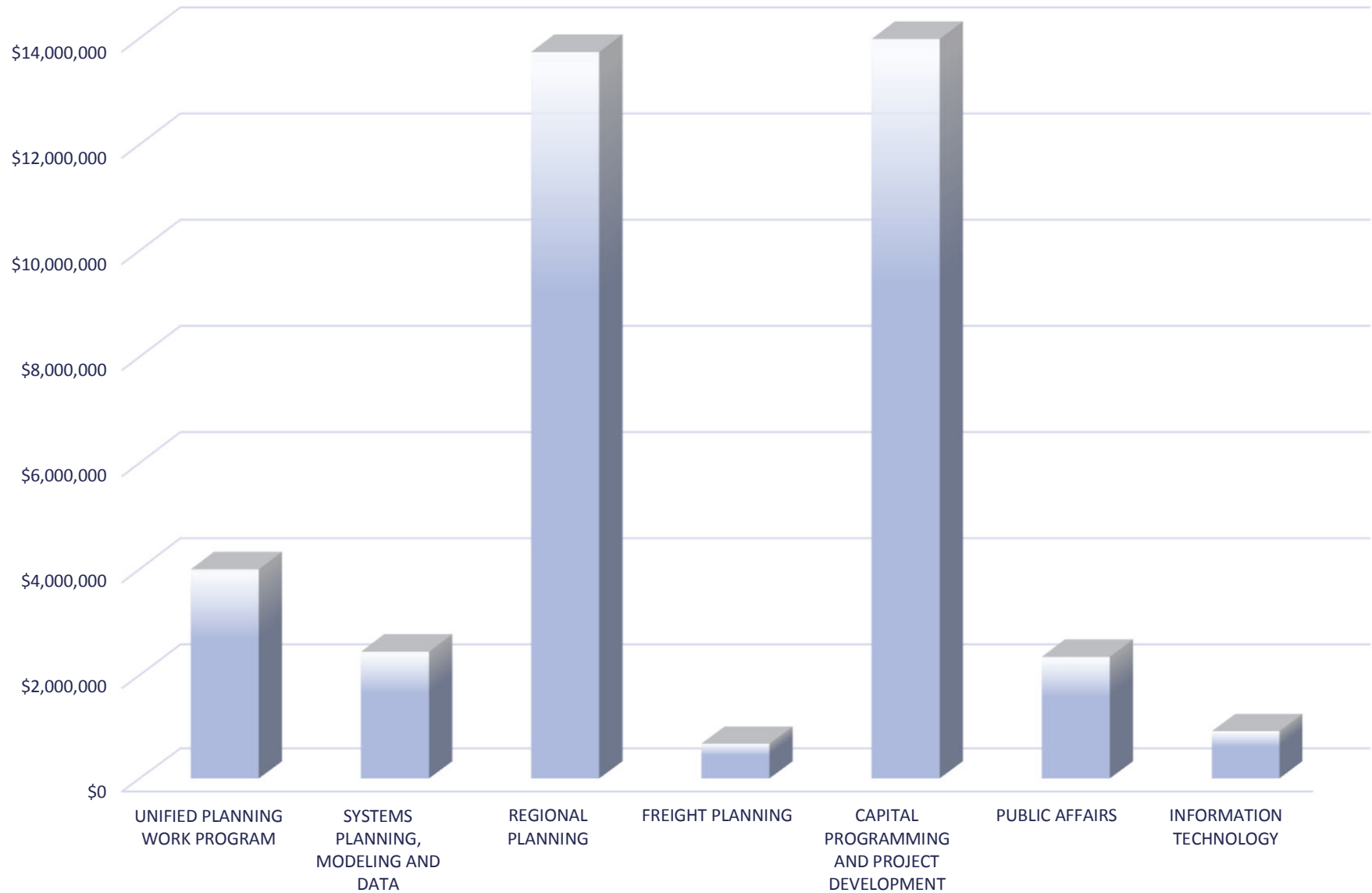
**NJTPA FY 2020 UPWP Budget
Summary of Costs by Program Area and Tasks - Expenditures**

Program Area	Task No.	Task Activity	FTE	Expenses					Total
				Personnel Expenditures	Non-Personnel Expenditures	Indirect Costs	Contractual		
UNIFIED PLANNING WORK PROGRAM	20/101	UPWP Administration	7.6	\$ 974,274	\$ 214,147	\$ 202,029	\$ 650,000	\$ 2,040,451	
	20/102	Grants and Contracts Administration	4.3	\$ 590,983	\$ 129,899	\$ 122,549	\$ -	\$ 843,430	
	20/103	Interagency Planning Collaboration	4.8	\$ 708,518	\$ 155,734	\$ 146,921	\$ 100,000	\$ 1,111,173	
SYSTEMS PLANNING, MODELING AND DATA	20/201	Performance Based Planning and Programming Integration	1.9	\$ 270,575	\$ 59,473	\$ 56,108	\$ 350,000	\$ 736,156	
	20/202	Congestion Management Process Regional Study	2.2	\$ 284,521	\$ 62,538	\$ 58,999	\$ -	\$ 406,058	
	20/203	Air Quality Planning and Conformity Analysis	1.4	\$ 231,950	\$ 50,983	\$ 48,098	\$ -	\$ 331,031	
	20/204	Performance Measures Analysis, Data and Reporting	2.2	\$ 309,982	\$ 68,135	\$ 64,279	\$ 250,000	\$ 692,396	
	20/205	Travel Demand and Socioeconomic Modeling and Forecasting	1.2	\$ 194,363	\$ 42,721	\$ 40,304	\$ -	\$ 277,388	
REGIONAL PLANNING	20/301	Regional Transportation Plan	1.2	\$ 168,363	\$ 37,007	\$ 34,912	\$ -	\$ 240,282	
	20/302	Corridor Studies and Project Planning	0.7	\$ 95,084	\$ 20,900	\$ 19,717	\$ -	\$ 135,701	
	20/303	Safety Planning	2.0	\$ 229,867	\$ 50,525	\$ 47,666	\$ -	\$ 328,059	
	20/304	Subregional Transportation Planning	1.2	\$ 118,761	\$ 26,104	\$ 24,627	\$ 2,508,875	\$ 2,678,366	
	20/305	Subregional Studies Program	1.9	\$ 235,342	\$ 51,729	\$ 48,801	\$ 1,527,000	\$ 1,862,872	
	20/306	Mobility Programs	1.4	\$ 171,928	\$ 37,790	\$ 35,652	\$ 6,514,940	\$ 6,760,310	
	20/307	Environmental and Climate Change Planning	2.2	\$ 254,352	\$ 55,907	\$ 52,744	\$ -	\$ 363,003	
	20/308	Liveable Communities Planning	2.9	\$ 376,427	\$ 82,739	\$ 78,058	\$ 835,000	\$ 1,372,224	
FREIGHT PLANNING	20/401	Freight Planning and Coordination	3.4	\$ 471,104	\$ 103,550	\$ 97,690	\$ -	\$ 672,344	
CAPITAL PROGRAMMING AND PROJECT DEVELOPMENT	20/501	TIP Development and Management	4.7	\$ 688,915	\$ 151,425	\$ 142,856	\$ -	\$ 983,196	
	20/502	Local Capital Project Delivery Program	3.1	\$ 399,515	\$ 87,814	\$ 82,845	\$ 4,800,000	\$ 5,370,175	
	20/503	Local Safety and Asset Management	2.3	\$ 336,551	\$ 73,974	\$ 69,789	\$ 7,000,000	\$ 7,480,314	
	20/504	Transportation Alternatives and Safe Routes to School Programs	0.7	\$ 105,292	\$ 23,143	\$ 21,834	\$ -	\$ 150,269	
PUBLIC AFFAIRS	20/601	Public Involvement\Outreach	6.4	\$ 787,418	\$ 173,076	\$ 163,282	\$ 400,000	\$ 1,523,776	
	20/602	Committee Support	2.6	\$ 467,728	\$ 102,807	\$ 96,990	\$ -	\$ 667,526	
	20/603	Intergovernmental Relations, Policy and Legislation	0.5	\$ 108,433	\$ 23,834	\$ 22,485	\$ -	\$ 154,752	
INFORMATION TECHNOLOGY	20/701	Information Systems Support and Development	4.3	\$ 641,695	\$ 141,046	\$ 133,064	\$ -	\$ 915,805	
Total			67.1	\$ 9,221,942	\$ 2,027,000	\$ 1,912,300	\$ 24,935,815	\$ 38,097,057	

**NJTPA FY 2020 UPWP Budget
Summary of Costs by Program Area and Tasks - Revenues**

Program Area	Task No.	Task Activity	Total	Revenues							
				DBNUM X30A	DBNUM X30A	DBNUM X30A	DBNUM 11383	DBNUM 11383	DBNUM 04314	NA	
				FHWA PL	FHWA/FTA Flex PL	FHWA STBGP-NJ	FHWA TMA STBGP-NJ	FHWA TMA STBGP-STU	FHWA HSIP	Local Match	
UNIFIED PLANNING WORK PROGRAM	20/101	UPWP Administration	\$ 2,040,451	\$ 1,358,251	\$ 682,200						
	20/102	Grants and Contracts Administration	\$ 843,430	\$ 711,230	\$ 132,200						
	20/103	Interagency Planning Collaboration	\$ 1,111,173	\$ 1,078,973	\$ 32,200						
SYSTEMS PLANNING, MODELING AND DATA	20/201	Performance Based Planning and Programming Integration	\$ 736,156	\$ 703,956	\$ 32,200						
	20/202	Congestion Management Process Regional Study	\$ 406,058	\$ 23,858	\$ 32,200	\$ 350,000					
	20/203	Air Quality Planning and Conformity Analysis	\$ 331,031	\$ 298,831	\$ 32,200						
	20/204	Performance Measures Analysis, Data and Reporting	\$ 692,396	\$ 410,196	\$ 282,200						
	20/205	Travel Demand and Socioeconomic Modeling and Forecasting	\$ 277,388	\$ 245,188	\$ 32,200						
REGIONAL PLANNING	20/301	Regional Transportation Plan	\$ 240,282	\$ 208,082	\$ 32,200						
	20/302	Corridor Studies and Project Planning	\$ 135,701	\$ 103,501	\$ 32,200						
	20/303	Safety Planning	\$ 328,059	\$ 295,859	\$ 32,200						
	20/304	Subregional Transportation Planning	\$ 2,678,366	\$ 2,189,391	\$ 32,200					\$ 456,775	
	20/305	Subregional Studies Program	\$ 1,862,872	\$ 303,672	\$ 32,200	\$ 1,221,600				\$ 305,400	
	20/306	Mobility Programs	\$ 6,760,310	\$ 213,170	\$ 32,200	\$ 250,000	\$ 4,360,000	\$ 1,904,940			
	20/307	Environmental and Climate Change Planning	\$ 363,003	\$ 330,803	\$ 32,200						
	20/308	Liveable Communities Planning	\$ 1,372,224	\$ 505,024	\$ 748,200	\$ 119,000					
FREIGHT PLANNING	20/401	Freight Planning and Coordination	\$ 672,344	\$ 640,144	\$ 32,200						
CAPITAL PROGRAMMING AND PROJECT DEVELOPMENT	20/501	TIP Development and Management	\$ 983,196	\$ 31,153	\$ 51,732	\$ 900,311					
	20/502	Local Capital Project Delivery Program	\$ 5,370,175	\$ 15,867	\$ 32,200	\$ 5,322,108					
	20/503	Local Safety and Asset Management	\$ 7,480,314	\$ 8,291	\$ 32,200	\$ 439,822			\$ 7,000,000		
	20/504	Transportation Alternatives and Safe Routes to School Programs	\$ 150,269	\$ 0	\$ 12,668	\$ 137,601					
PUBLIC AFFAIRS	20/601	Public Involvement\Outreach	\$ 1,523,776	\$ 1,091,576	\$ 432,200						
	20/602	Committee Support	\$ 667,526	\$ 635,326	\$ 32,200						
	20/603	Intergovernmental Relations, Policy and Legislation	\$ 154,752	\$ 122,552	\$ 32,200						
INFORMATION TECHNOLOGY	20/701	Information Systems Support and Development	\$ 915,805	\$ 883,605	\$ 32,200						
Total			\$ 38,097,057	\$ 12,408,500	\$ 2,921,000	\$ 8,740,442	\$ 4,360,000	\$ 1,904,940	\$ 7,000,000	\$ 762,175	

NJPTA FY 2020 UPWP Expenditures by Program Areas



**NJTPA FY 2020 UPWP Budget
Central Staff Activities - Budget Detail**

Expenditures	UPWP Total
Direct Labor - Salaries	
Full-Time Staff	\$ 5,637,469
Hourly Part-Time Staff	\$ 624,920
Sub-total Salaries	\$ 6,262,389
Direct Labor - Fringe Benefits	
Full-Time (assuming FY19 approved rate of 51.6%)	\$ 2,908,934
Hourly (assuming FY19 approved rate of 8.1%)	\$ 50,618
Sub-total Fringe Benefits	\$ 2,959,553
Subtotal Personnel Expenditures	\$ 9,221,942
Direct Expenses	
Supplies, including Office and Computer Equipment < \$5,000 each	\$ 100,000
Travel & Registrations	\$ 60,000
Printing & Freelance (General and 2 issues of <i>inTransition</i>)	\$ 100,000
Postage	\$ 10,000
Subscriptions	\$ 4,000
Telephone/Internet	\$ 80,000
Computer Hardware/Software/Data Maintenance/Licenses	\$ 350,000
Leasing - Facility	\$ 778,000
Leasing - Copiers	\$ 45,000
Legal Services and Risk Management	\$ 60,000
UPWP Audit	\$ 35,000
Training and Professional Development	\$ 130,000
Guest Speaker Presentations	\$ 20,000
IT System and Technical Support Services	\$ 70,000
Equipment Repairs and Maintenance	\$ 15,000
Advertisements - Legal Notices and Recruitment	\$ 15,000
Memberships	\$ 65,000
Other	\$ 20,000
Sub-total Direct Expenses	\$ 1,957,000
Equipment	
Central Staff Hardware (> \$5,000) and Specialized Software (> \$50,000)	\$ 40,000
Office Equipment (> \$5,000)	\$ 30,000
Sub-total Equipment	\$ 70,000
Subtotal Non-Personnel Expenditures	\$ 2,027,000
Indirect Costs	
NJIT Facilities and Administrative Support Services	\$ 1,912,300
Sub-total Indirect Costs	\$ 1,912,300
Total Central Staff Activities	\$ 13,161,242

NJTPA FY 2020 UPWP Budget New Contractual/Consultant Projects

NEW FY 2020 UPWP Projects - Task Order PL-NJ-20-01

Task No.	Task Activity	Budget	Effective Funding Period
UPWP Consultant Projects (Chapter I)			
20/101-01	UPWP Grant Management System Support	\$ 650,000	7/1/19 - 6/30/21
20/202-01	Accessibility and Mobility Strategy Synthesis	\$ 350,000	7/1/19 - 6/30/21
20/306-02	Transportation Demand Management and Mobility Plan	\$ 250,000	7/1/19 - 6/30/21
20/308-01	FY 2020 Planning for Emerging Centers *	\$ 480,000	7/1/19 - 6/30/21
20/502-01	FY 2020 Local Concept Development Program *	\$ 4,800,000	7/1/19 - 6/30/22
20/601-01	Regional Transportation Plan Public Outreach	\$ 300,000	7/1/19 - 6/30/22
Subtotal - UPWP Consultant Projects		\$ 6,830,000	
UPWP Subrecipient Projects (Chapter I)			
20/103-01	Transportation Data Analytical Tools Phase II	\$ 100,000	7/1/19 - 6/30/20
20/204-01	Trans-Hudson Bus Survey Phase I	\$ 250,000	7/1/19 - 6/30/20
20/308-02	Complete Streets Technical Assistance Phase II *	\$ 175,000	7/1/19 - 6/30/21
20/308-03	TNJ Advancement Phase IV *	\$ 180,000	7/1/19 - 6/30/20
20/601-02	FY 2020 Innovative Public Outreach Support	\$ 100,000	7/1/19 - 6/30/20
Subtotal - UPWP Subrecipient Projects		\$ 805,000	
HSIP Local Safety Engineering Assistance Program (Chapter I) ¹			
20/503-01	FY 2020 Local Safety Engineering Assistance Program *	\$ 7,000,000	7/1/19 - 12/31/22
Subtotal - HSIP Local Safety Engineering Assistance Program		\$ 7,000,000	
UPWP Pass-Through Programs (Chapters II & III)			
20/304-01	FY 2020 Subregional Transportation Planning Program	\$ 2,283,875	7/1/19 - 6/30/20
20/304-02	FY 2020 STP Supplemental Support	\$ 225,000	7/1/19 - 6/30/20
20/305-01	FY 2020-FY 2021 Subregional Studies Program	\$ 1,527,000	7/1/19 - 6/30/21
20/306-01	FY 2020 TMA Program	\$ 6,264,940	7/1/19 - 6/30/20
Subtotal - UPWP Pass-Through Programs		\$ 10,300,815	
Total		\$ 24,935,815	

* Subtotal Chapter I - Central Staff Subregional Support Activities \$ 12,635,000

Notes: (1) Funding for the HSIP FY 2020 LSEAP (Task 20/503-01) will be authorized and scheduled separate from the FY 2020 UPWP task order.

NJTPA FY 2020 UPWP Budget Pass-Trough Programs

FY 2020 Subregional Transportation Planning Program, Chapter II	Federal Share	Local Share	Total Program Budget
Bergen County STP Program	\$ 198,164.00	\$ 49,541.00	\$ 247,705.00
Essex County STP Program	\$ 132,966.00	\$ 33,241.50	\$ 166,207.50
Hudson County STP Program	\$ 113,296.00	\$ 28,324.00	\$ 141,620.00
Hunterdon County STP Program	\$ 71,010.00	\$ 17,752.50	\$ 88,762.50
Jersey City STP Program	\$ 90,530.00	\$ 22,632.50	\$ 113,162.50
Middlesex County STP Program	\$ 182,571.00	\$ 45,642.75	\$ 228,213.75
Monmouth County STP Program	\$ 153,190.00	\$ 38,297.50	\$ 191,487.50
Morris County STP Program	\$ 130,583.00	\$ 32,645.75	\$ 163,228.75
City of Newark STP Program	\$ 95,367.00	\$ 23,841.75	\$ 119,208.75
Ocean County STP Program	\$ 144,381.00	\$ 36,095.25	\$ 180,476.25
Passaic County STP Program	\$ 132,048.00	\$ 33,012.00	\$ 165,060.00
Somerset County STP Program	\$ 102,946.00	\$ 25,736.50	\$ 128,682.50
Sussex County STP Program	\$ 74,434.00	\$ 18,608.50	\$ 93,042.50
Union County STP Program	\$ 137,822.00	\$ 34,455.50	\$ 172,277.50
Warren County STP Program	\$ 67,792.00	\$ 16,948.00	\$ 84,740.00
Total STP Program	\$ 1,827,100.00	\$ 456,775.00	\$ 2,283,875.00

In addition, a total maximum budget of \$225,000 has been allocated in the FY 2020 UPWP's STP Program for supplemental support, with a \$15,000 allotment to each subregion (Task 20/304-02 FY 2020 STP Supplemental Support; there is no local match requirement for these funds).

FY 2020 - FY 2021 Subregional Studies Program, Chapter II	Federal Share	Local Share	Total Program Budget
Hudson County Ferry Service Expansion Assessment	\$ 276,000	\$ 69,000	\$ 345,000
Monmouth County Tourism and Event Travel Demand Management Study	\$ 340,000	\$ 85,000	\$ 425,000
Somerset County Roadway Corridor Safety Analysis Study	\$ 265,600	\$ 66,400	\$ 332,000
Union County Truck Mobility Study	\$ 160,000	\$ 40,000	\$ 200,000
Warren County Transportation Plan	\$ 180,000	\$ 45,000	\$ 225,000
Total FY 2020-FY 2021 SSP Program	\$ 1,221,600	\$ 305,400	\$ 1,527,000
Total Chapter II - STP & SSP	\$ 3,048,700.00	\$ 762,175.00	\$ 3,810,875.00

FY 2020 Transportation Management Association (TMA) Program, Chapter III	Federal Share	Local Share	Total Program Budget
Cross County Connection TMA Work Program	\$ 1,070,000	\$ -	\$ 1,070,000
EZRide TMA Work Program	\$ 1,355,000	\$ -	\$ 1,355,000
goHunterdon TMA Work Program	\$ 457,500	\$ -	\$ 457,500
Greater Mercer TMA Work Program	\$ 834,940	\$ -	\$ 834,940
Hudson TMA Work Program	\$ 510,000	\$ -	\$ 510,000
Keep Middlesex Moving TMA Work Program	\$ 615,000	\$ -	\$ 615,000
Ridewise of Raritan Valley TMA Work Program	\$ 477,500	\$ -	\$ 477,500
TransOptions TMA Work Program	\$ 945,000	\$ -	\$ 945,000
Total TMA Program	\$ 6,264,940	\$ -	\$ 6,264,940

**NJTPA FY 2020 UPWP Budget
Continuing Contractual/Consultant Projects**

CONTINUING FY 2019 UPWP Projects - Task Order PL-NJ-19-01

Task No.	Task Activity	Budget	Effective Funding Period
19/203-01	Air Quality Planning and Conformity Analysis	\$ 400,000	7/1/18 - 6/30/21
19/305-01	FY 2019-FY 2020 Subregional Studies Program	\$ 615,000	7/1/18 - 6/30/20
19/401-01	2050 Freight Industry Level Forecasts	\$ 500,000	7/1/18 - 6/30/20
19/503-01	FY 2019 Local Concept Development Program	\$ 3,500,000	7/1/18 - 6/30/21
19/504-01	Consultant Assistance with LSP Studies/Analyses	\$ 150,000	7/1/18 - 6/30/21
19/602-01	Strategic Business Plan Update Phase II	\$ 150,000	7/1/18 - 6/30/20
19/801-01	Audio Visual Conference Room Upgrade Phase II	\$ 100,000	7/1/18 - 6/30/20
Total		\$ 5,415,000	

**CONTINUING FY 2018 UPWP Projects - Task Order PL-NJ-18-01
& the HSIP FY 2018 LSEAP Projects (Task Orders TBD)**

Task No.	Task Activity	Budget	Effective Funding Period
18/401-01	Pilot Freight Concept Development Program Phase II	\$ 1,250,000	7/1/17 - 6/30/20
18/503-01	FY 2018 Local Concept Development Program	\$ 1,800,000	7/1/17 - 6/30/20
18/504-01	FY 2018 Local Safety Engineering Assistance Program PE ¹	\$ 3,300,000	TBD
Total		\$ 6,350,000	

CONTINUING HSIP 2017 LSEAP Projects, Task Orders PL-NJ-17-06 to PL-NJ-17-21

Task No.	Task Activity	Budget	Effective Funding Period
17/504-01	FY 2017 Local Safety Engineering Assistance Program PE ²	\$ 3,822,988	10/13/18 - 12/31/19
Total		\$ 3,822,988	

- Notes:** (1) Authorization for the HSIP FY 2018 LSEAP is still pending.
(2) Authorization for the HSIP FY 2017 LSEAP includes PE phase work only; authorization for FD is pending completion of the PE phase.

**Continuing Pass-Through Program Projects
FY 2019-FY 2020 Subregional Studies Program**

Task No.	Federal Share	Federal Share	Local Share	Total Program Budget
19/305-01	City of Jersey City - Parking Management Plan	\$ 240,000	\$ 60,000	\$ 300,000
19/305-01	Counties of Passaic and Essex - Bus Rapid Transit Market Study	\$ 252,000	\$ 63,000	\$ 315,000
Total FY 2019-FY 2020 SSP Program		\$ 492,000	\$ 123,000	\$ 615,000

NJTPA FY 2020 UPWP Budget
Funding Authorized in Prior Fiscal Years for Continuing Projects

Continuing Projects	Budget	NJDOT Task Order No.	State Contract ID No.	State Job No.	Funding Source	Federal Agreement(s)
FY 2019 Work Program						
FY 2019 UPWP, Central Staff Consultant Activities <i>(Chapter I)</i>	\$ 4,800,000	PL-NJ-19-01	19-07002	2206517	100% FHWA PL & STP-NJ	M450D00S168, Z230D00S168
FY 2019 UPWP, Subregional Studies Program Subcontracts <i>(Chapter II)</i>	\$ 615,000	PL-NJ-19-01	19-07002	2206521	80% FHWA STP-NJ	Z230D00S172
Subtotal: FY 2019 UPWP Budget	\$ 5,415,000					
FY 2018 Work Program						
FY 2018 UPWP, Central Staff Consultant Activities <i>(Volume I)</i>	\$ 3,050,000	PL-NJ-18-01	18-07002	2206341	100% FHWA PL & STP-NJ	Z450D00S054, Z230D00S054
FY 2018 Local Safety Engineering Assistance <i>(Volume I)</i> ¹	\$ 3,300,000	TBD	TBD	TBD	100% FHWA HSIP	TBD
Subtotal: FY 2018 UPWP Budget	\$ 6,350,000					
FY 2017 Work Program						
FY 2017 Local Safety Engineering Assistance Program <i>(Volume I)</i> ²						
JFK Boulevard (CR 501) - Phase III - Bond Place to Bergen Avenue	\$ 267,784	PL-NJ-17-06	17-07006	6306393	100% FHWA HSIP	HSP-0501 (301)
JFK Boulevard (CR 501) & Paterson Plank Rd (CR 681) Corridors Signal Improvements	\$ 285,514	PL-NJ-17-07	17-07007	6306392	100% FHWA HSIP	HSP-0510(300)
Jersey City - Marin Blvd	\$ 354,093	PL-NJ-17-08	17-07008	6306391	100% FHWA HSIP	HSP-1567(300)
Oakland Avenue & St. Pauls Avenue	\$ 99,378	PL-NJ-17-09	17-07009	6306394	100% FHWA HSIP	HSP-1730(300)
Ferry Street	\$ 230,592	PL-NJ-17-10	17-07010	6114444	100% FHWA HSIP	HSP-1844(300)
Newark - Broad Street (Phase II)	\$ 214,841	PL-NJ-17-11	17-07011	6114443	100% FHWA HSIP	HSP-1865(300)
E. Front Street (CR 620) & Watchung Ave, Roosevelt Ave, Richmond St/Norwood Ave	\$ 141,016	PL-NJ-17-12	17-07012	7412312	100% FHWA HSIP	HSP-D00S(096)
Newark Ironbound Roundabout	\$ 180,955	PL-NJ-17-13	17-07013	6114445	100% FHWA HSIP	HSP-D00S(073)
Monmouth - Leonardville Rd (CR 516) & East Road	\$ 264,178	PL-NJ-17-14	17-07014	6731323	100% FHWA HSIP	HSP-0516 (300)
Monmouth - Stage Coach Road (CR 524) - Phase III	\$ 348,470	PL-NJ-17-15	17-07015	6732305	100% FHWA HSIP	HSP-0524(300)
Morris - Center Grove Road (CR 670) & Quaker Church Road	\$ 196,466	PL-NJ-17-16	17-07016	6832311	100% FHWA HSIP	HSP-0670(300)
Somerset - Manville Main Street (CR533)	\$ 516,163	PL-NJ-17-18	17-07018	7229314	100% FHWA HSIP	HSP-0533(300)
Passaic Roundabout - North Haledon Avenue & Manchester Avenue	\$ 216,547	PL-NJ-17-19	17-07019	7003309	100% FHWA HSIP	HSP-6641(300)
Essex Roundabout - Walnut Street & West Hobart Gap Road	\$ 218,069	PL-NJ-17-20	17-07020	6110314	100% FHWA HSIP	HSP-D00S(070)
Hunterdon Roundabout - Stanton Road, Springtown Road, Pleasant Run Road	\$ 288,922	PL-NJ-17-21	17-07021	6422321	100% FHWA HSIP	HSP-D00S(071)
Subtotal: FY 2017 Local Safety Engineering Assistance Program	\$ 3,822,988					
Subtotal: FY 2017 LSEAP Budget	\$ 3,822,988					
Total: Continuing Projects	\$ 15,587,988					

Notes:

(1) Authorization for the HSIP FY 2018 LSEAP is still pending.

(2) Authorization for the HSIP FY 2017 LSEAP includes PE phase work only; authorization for FD is pending completion of the PE phase.