

National Performance Measures and Requirements

With rulemakings in January 2017, USDOT has now fully established performance measures for State DOTs, transit providers, and MPOs to use as required by the Moving Ahead for Progress in the 21st Century Act (MAP-21) and the Fixing America's Surface Transportation (FAST) Act. The measures are associated with a range of federal-aid programs administered by FHWA and FTA:

- ① Highway Safety Improvement Program (HSIP)
- ② National Highway Performance Program (NHPP)
- ③ National Highway Freight Program (NHFP)
- ④ Congestion Mitigation and Air Quality Improvement Program (CMAQ)
- ⑤ Transit Asset Management (Section 5326)
- ⑥ Transit Safety & Oversight (Section 5329)

The measures support national transportation goals:

- Safety
- Infrastructure Condition
- Congestion Reduction
- System Reliability
- Freight Movement and Economic Vitality
- Environmental Sustainability
- Reduced Project Delivery Delays

Reporting to FHWA and/or FTA

(by State DOT, Transit Provider(s), and/or MPO through State DOT)

- Segment data
- Baseline system performance
- Targets
- Progress toward targets
- How plan and program will achieve targets
- Extenuating circumstances
- Actions State will undertake to achieve the targets
- Related MPO activities (Certification Review)

This draft summary was prepared by NJTPA staff based on published federal rules. The summary focuses on requirements of the NJTPA and its partner agencies. Specifics regarding interpretation of the rules or on requirements that are not fully defined should be clarified with USDOT to assure accuracy.

Timeline → DETAIL ON REVERSE

- 2017 - Public Transit Assets (Set Targets)
- Summer 2017 - Highway Safety (Set Targets in HSP/HSIP Reports)
- 2018 - NHS Assets, Performance, Freight, CMAQ (Report Baseline, Set Targets)
- 2018 - Agreements with NJDOT/NJ TRANSIT (hwy safety measures, transit assets)
- 2019 - Agreements with NJDOT and large urbanized area MPOs/DOTs (all other measures)
- 2020 - NHS Assets, Performance, Freight, CMAQ (Adjust Targets, Assess Significant Progress)
- 2020/21 - Public Transit Safety (Set Targets)
- 2022 - NHS Assets, Performance, Freight, CMAQ (Set Next Targets, Assess Significant Progress)



Coordination

- State DOT / MPO / Transit Provider(s)
- States and MPOs in Urbanized Areas with population > 1 million (>200K starting in 2022) and NHS facilities (see below)
- Data, Tools
- Policy Targets
- Planning with aim to achieve Targets
- Communication to Officials and Public

NJTPA Urbanized Areas (that contain NHS facilities)

- >1 million population
 - New York-Newark (NY-NJ)
 - NJDOT, NYSDOT, NYMTC, DVRPC
 - Philadelphia (NJ-PA-MD-DE)
 - NJDOT, PennDOT, MDOT, DelDOT, DVRPC, SJTPO, WILMAPCO, LCTCC
- >200,000 population
 - Allentown (PA-NJ)
 - NJDOT, PennDOT, DVRPC, LVPC, NEPA, RATS
 - Poughkeepsie-Newburgh (NY-NJ)
 - NJDOT, NYSDOT, OCTC, PDCTC

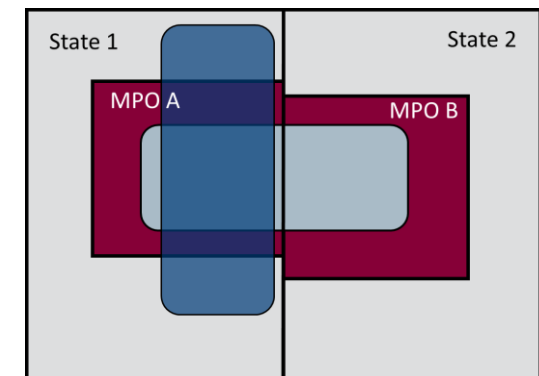
National Performance Management Measures

Funding Program	Performance Area	Measure	Metric	Coverage					Geography			Targets					
				Interstate	non-Interstate NHS	NHS	All Public Roads	System-wide	CMAQ Projects in AQ Areas ⁺	State	MPO	Urbanized Area ⁺⁺	Annual	2-year	4-year		
① HSIP	Highway Safety	5-yr rolling average	# of Fatalities (F)				●				●	●		●			
		5-yr rolling average	rate (per 100 MVMT) of F				●				●	●		●			
		5-yr rolling average	# of Serious Injuries (SI)				●				●	●		●			
		5-yr rolling average	rate (per 100 MVMT) of SI				●				●	●		●			
		5-yr rolling average	# of Non-motorized F+SI				●				●	●		●			
② NHPP	NHS Infrastructure Mgmt	% pavement lane miles	pavement in good condition	●	●					●	●			●	●		
		% pavement lane miles	pavement in poor condition	●	●					●	●			●	●		
		% bridge deck area	bridge in good condition			●					●	●			●	●	
		% bridge deck area	bridge in poor condition			●					●	●			●	●	
	NHS Performance	% person-miles-traveled (PMT)	with reliable travel times (LOTTR)	●	●					●	●			● [†]	●		
③ NHFP	Freight	Index	truck travel time reliability (TTTR)	●						●	●			●	●		
④ CMAQ	Congestion	Annual hours per capita	peak hour excessive delay (PHED)			●							●	● [†]	●		
		%	non-SOV travel					●					●	●	●	●	
	Emissions	Total emissions reduction	air pollutant emissions						●	●	●			●	●		
⑤ §5326	Transit Asset Mgmt	4 measures	(see list on reverse)						●					●			
⑥ §5329	Transit Safety	7 measures	(see list on reverse)						●					●			

⁺"AQ Areas" are nonattainment or maintenance areas for ozone, carbon monoxide or particulate matter

⁺⁺Urbanized Areas > 1 million population (>200,000 starting in 2022) that overlap AQ Areas

[†] For first performance period, 2-year targets not required for LOTTR on non-Interstate NHS and PHED measures







- State
- MPO
- Urbanized Area with Population > 1 Million
- Nonattainment and Maintenance Area

This draft timeline was prepared by NJTPA staff based on published federal rules. The summary focuses on requirements of the NJTPA and its partner agencies. Specifics regarding interpretation of the rules or on requirements that are not fully defined should be clarified with USDOT to assure accuracy.

ESTIMATED MILESTONES FOR MAP-21 PERFORMANCE-BASED PLANNING

Symbols **Colors**

 Rule/Plan  NJDOT/NJDHTS/NJT/PATH

 Target  NJTPA

	CALENDAR YEAR 2017												CALENDAR YEAR 2018												CALENDAR YEAR 2019												CALENDAR YEAR 2020												CALENDAR YEAR 2021											
	Jan	Feb	Mar	Apr	May	Jun	Jul	Aug	Sep	Oct	Nov	Dec	Jan	Feb	Mar	Apr	May	Jun	Jul	Aug	Sep	Oct	Nov	Dec	Jan	Feb	Mar	Apr	May	Jun	Jul	Aug	Sep	Oct	Nov	Dec	Jan	Feb	Mar	Apr	May	Jun	Jul	Aug	Sep	Oct	Nov	Dec	Jan	Feb	Mar	Apr	May	Jun	Jul	Aug	Sep	Oct	Nov	Dec
Performance Periods & Target End Dates																																																												
Highway Safety																																																												
Infrastructure Mgmt, NHS Perf, CMAQ, Freight																																																												
CMAQ Emissions																																																												
Target Due Dates																																																												
Highway Safety																																																												
Infrastructure Mgmt, System Perf, CMAQ, Freight																																																												
Transit Assets																																																												
Transit Safety																																																												
Agreements & Dates after which TIP/RTP amends must comply																																																												
Highway Safety																																																												
Transit Assets																																																												
Infrastructure Mgmt, NHS Perf, CMAQ, Freight																																																												
Transit Safety																																																												
Reporting																																																												
NJ Highway Safety Plan (HSP) for NHTSA (NJDHTS)																																																												
Statewide HSIP Report (NJDOT)																																																												
NJDOT Reporting: Baseline, Mid-Period (Full-Period in 10/2022)																																																												
NJTPA CMAQ Performance Plan																																																												
Transportation Asset Management Plan (TAMP) (NJDOT)																																																												
Transit Asset Management (TAM) Plan (NJ TRANSIT, PATH)																																																												
Public Transportation Agency Safety Plan (NJ TRANSIT, PATH)																																																												
TIP Impact on Achieving Targets (starting w/ FY20 TIP)																																																												
System Performance Report (in 2021 RTP)																																																												

¹ MPO targets are due 180 days after state/transit agency shares targets with MPO

² For the first performance period, 2-yr targets do not need to be established for 1) PHED, 2) non-Interstate NHS travel time reliability

³ MPOs that have NHS facilities within urbanized areas (> 1 million for first performance period, >200,000 thereafter) need to jointly establish targets for PHED and non-SOV travel

Public Transit Performance Measures

⑤ Transit Asset Management

- % service vehicles met or exceeded useful life benchmark (ULB)
- % revenue vehicles met or exceeded ULB (by asset class)
- % track segments w/ performance restrictions
- % facilities rated below condition 3 on the TERM scale (by asset class)

⑥ Transit Safety

- # reportable fatalities by mode
- Rate of reportable fatalities per total vehicle revenue miles (TVRM) by mode
- # reportable injuries by mode
- Rate of reportable injuries per TVRM by mode
- # reportable safety events by mode
- Rate of reportable safety events per TVRM by mode
- Mean distance between major mechanical failures by mode

